



Belt Solutions For Protein Processing

Belt expertise for high-demand protein processing operations.

- ✓ Sanitary belt constructions
- ✓ Durable solutions for high-impact applications
- ✓ Reliable performance across processing and packaging lines
- ✓ Foreign Material Contamination Prevention



Production reliability for conveyor
dependent operations.
Downtime is not an option.



24-Hour Service
☎ 800-886-2358 (BELT)
🌐 beltpower.com



Protein processing runs continuously.

Small conveyor issues quickly become major production disruptions.

Common challenges include:

- Labor scarcity and high turnover in the production and maintenance teams
- Food safety and compliance requirements across processing environments
- Equipment maintenance demands and unplanned downtime
- Foreign material contamination creating product and profit loss

These challenges reduce production efficiency, increase operational risk, and impact profitability.

Belt Power helps protein processors optimize line production.

Our teams work directly with maintenance managers, reliability engineers, and operations leaders to diagnose conveyor issues in real operating conditions and recommend solutions built for the application.

We are accountable for uptime and total cost of ownership. Our in-depth, technical product expertise, extensive local inventory backed by national scale, and 24/7 field support ensure solutions are selected and installed for the application. We extend service life and improve throughput across our customer's facilities.



Processing Applications

- Deboning and trimming
- Portion cutting
- Cooking operations
- Spiral freezers
- Slicing and packaging
- Checkweighers
- Packaging and labeling
- Metal detection and X-ray systems

Production reliability for conveyor dependent operations.
Downtime is not an option.




24-Hour Service

☎ 800-886-2358 (BELT)

🌐 beltpower.com



Engineered Belting for Food Safety & Durability




Sanitary Belt Solutions

- Homogenous belting designed to support cleanability and food safety requirements.
- Anti-microbial belt materials with easy-clean characteristics for hygienic processing environments.



High-Impact, Heavy-Duty Performance

Specialty plastic modular materials designed to withstand high impact and demanding applications.



Precision Fabrication & Installation

Reliable belt performance depends on accurate fabrication and installation.

Belt Power provides:

- Consistent, accurate belt installation and splicing using advanced lacers, slitters, and belt welders
- Tooling and training for in-house maintenance teams
- 24/7 installation services when production support is required



Complete Conveyor Support

- Guiderrails
- Blades and knives
- Power transmission components
- Pulleys
- Industrial hose



Industry-Specific Belt Features

- Metal Belt
- Belt cleaners and brushes
- Clean-in-place (CIP) systems
- Washdown motors and gearboxes

Production reliability for conveyor dependent operations.
Downtime is not an option.



24-Hour Service

☎ 800-886-2358 (BELT)

🌐 beltpower.com



Why Protein Processors Choose Belt Power

Conveyor expertise with real-world support

Belt Power combines belt expertise, national scale, access to the industry's broadest range of suppliers, deep local inventory, and 24/7 field support to reduce failures and keep production on track.

Comprehensive Product Support

Protein processors can source from one partner:

- Lightweight conveyor belts
- Blades
- Modular belting
- Homogenous belts
- Filter mesh
- Drum motors
- Belt cleaners
- Timing belts
- Industrial hose
- Power transmission components


Manufacturer Partners

- ✓ Intralox
- ✓ Habasit
- ✓ Ammeraal
- ✓ Wire Belt of America
- ✓ Worldwide Electric
- ✓ SEW Eurodrive
- ✓ Megadyne
- ✓ TGW / Edge

Reduce Operational Costs

Belt Power helps reduce:

- ✓ Unplanned downtime
- ✓ Labor requirements
- ✓ Replacement frequency
- ✓ Installation time
- ✓ Product damage
- ✓ Energy use
- ✓ Inventory levels
- ✓ Product loss



Talk to a Specialist

Schedule a belt survey or request a quote. Scan to connect with your local Belt Power team.



Production reliability for conveyor dependent operations.
Downtime is not an option.



24-Hour Service

☎ 800-886-2358 (BELT)

🌐 beltpower.com