




MEGADYNE



AM-EN

URETHANE

PRODUCT
GUIDE

WE ARE MEGADYNE

Welcome to the Megadyne world, a place of innovatory power transmission solutions. We are a group of talented people supporting our customers in achieving an operational perfection. We are the ultimate manufacturer of belting solutions, empowering your businesses to exceed your efficiency potential.

MATHI, ITALY


ABOUT US

We invest in skilled designers and engineers, who are the key factor in providing the most innovative Megadyne power transmission systems. As field experts, they thoroughly analyse and study industrial processes to develop new solutions and upgrades to the already existing ones.

Remaining a local power transmission belting provider, while expanding Megadyne globally, enabled us to become the apex market leader. This is the way, in which we are present at your side, seeing your needs first-hand, and then applying the solution world-wide.

Sustainability is as important as ever at Megadyne. Our group consists of like-minded people cherishing the beauty of the world, focused on preserving it for the generations to come. For that reason, we produce solutions which last longer, save energy, and limit the overall carbon footprint of our customers.

9  **FACTORIES IN EUROPE, ASIA AND AMERICA**
+170  **COMMERCIAL LOCATIONS**
+2,400  **EMPLOYEES**
3  **DISTRIBUTION HUBS**



OUR REACH

We are your neighboring company that 'makes your business move'. Our founder, Corrado Tadolini, began manufacturing flat rubber drive belts on a small scale in a town outside of Turin in 1957. Little did he know how the world was about to change, and his solutions in moving products would revolutionise a number of industries with cutting-edge solutions and more sustainable operations.

Nowadays, Megadyne's influence has expanded under the **Ammega Group** to more than 170 commercial offices. Together with other Ammega brands, Ammeraal Beltech in conveyor belting and Jason Industrial in fluid power, we share core values. Namely, customer centricity, people focus, entrepreneurship, agility, and responsibility. What is more, together we provide unique applications and belting systems for the whole supply chain.


1957



OUR SOLUTIONS

Our customers are original equipment manufacturers and aftermarket distributors, for whom we deliver a large range of products. Our offer includes thermoset and thermoplastic polyurethane belts, rubber timing and v-belts, flat belts, multi-rib belts, specialty belts, pulleys, clamping plates, timing bars and complementary products, including custom-made.

Engineered belts are the true pride of Megadyne. The purchasers of our fabricated solutions at first experience the expertise of our professionals, then to be astonished by the final product. A fully customised power transmission belt with all accessories, discretely characterised for the exact requirements of the customer's machinery.



Welcome to Megadyne **Power Transmission Solutions**

Megadyne supplies complete and innovative solutions for broad applications and industries such as

**material handling, elevators, machine tools,
food industry equipment, packaging, fitness,
wood, marble, and ceramics...**

just to name a few of the many industrial
markets where you'll find the Megadyne name.



MATERIAL
HANDLING



ELEVATORS
& LIFTS



MACHINE
TOOLS



PACKAGING



FITNESS



WOOD




FOOD



MARBLE
& CERAMICS

WE MAKE
YOUR
BUSINESS
MOVE





CHARLOTTE, NC, USA

MANUFACTURING

Megadyne is recognized as a global leader, whose innovative belt designs and manufacturing capabilities for urethane belts, helps develop solutions for small and large companies worldwide.

We pride ourselves on delivering superior product quality from our solutions-oriented sales team. Understanding your application, operating environment and performance requirements enables us to meet your design objective within your project budget. From start to finish, we have the right tools to work with you through validation of design to production.

Megadyne Offers:

- 6+ decades of extrusion and molding experience
- A wide portfolio of available thermoset and thermoplastic polyurethane
- A broad offering of reinforcements that are both flexible and strong
- Customizations of materials
- New ideas that deliver efficiencies and cost savings

YOUR IDEAS, WITH OUR...



ENGINEERING SUPPORT



MATERIAL SCIENCE




INNOVATION



WORLD CLASS MANUFACTURING

...MAKE US YOUR PREFERRED PARTNER IN DESIGN.



MEGADYNE



URETHANE




WARNING: This catalog contains products that can expose you to chemicals including carbon black and/or titanium dioxide which is known in the state of California to cause cancer, birth defects or other reproductive harm. For more information visit www.P65WARNINGS.ca.gov



TABLE OF CONTENTS

STANDARD BELT BASICS	4-5
MATERIALS	4
ALTERNATIVE CORD OPTIONS, OPTIONAL COMPOUNDS & COLORS	5
MAIN INDUSTRIES & APPLICATIONS	5
MEGALINEAR	7-23
IMPERIAL	9
METRIC T	10
FC - FOOD CONTACT: T5 & T10	11
AT	12
MTD8, T5, T10 & AT10 - WITHOUT GAP	13
MTD	14
RPP	15
STD	16
QST - QUIET SELF TRACK	17
GW	18
WIDE	19
WITH INTEGRATED TRACKING GUIDES	20
TT 5 FOR CIRCULAR KNITTING MACHINES	21
FLAT	22
BELT JOINING OPTIONS	23
MEGAFLEX	24-32
IMPERIAL	25
IMPERIAL - DUAL (DL) SIDED	26
METRIC T	27
METRIC T - DUAL (DL) SIDED	28
METRIC AT	29
METRIC AT - DUAL (DL) SIDED	30
RPP - SINGLE & DUAL SIDED	31
MTD & P2 FLAT	32
MEGAPOWER 2	33-38
IMPERIAL	34
METRIC - SINGLE & DUAL (DL) SIDED	35-37
METRIC FC - FOOD CONTACT	38
MEGARIB	39-40
COVER MATERIALS	42-46
EXTRUDED	42-43
FABRICATED	44-45
COATED	46
MODIFICATIONS	48-49
FALSE TEETH	50
CLEATS	51
GLOSSARY OF POLYURETHANE TERMS	52
TERMS, CONDITIONS & LIMITED WARRANTY OF SALE	53






STANDARD BELT BASICS

MATERIALS



MEGALINEAR

Standard Elastomer	Standard Color	Process	Standard Tensile Member	Cord Lay	Working Temperature	Linear Speed
92 Sh A TPU - Thermoplastic	White	Extrusion	Steel	Parallel	-25°C/+80°C (-13°F/+176°F)	Up to 20 m/s






MEGAFLEX

Standard Elastomer	Standard Color	Process	Standard Tensile Member	Cord Lay	Working Temperature	Linear Speed
92 Sh A TPU - Thermoplastic	White	Extrusion	Steel	Helical	-25°C/+80°C (-13°F/+176°F)	Up to 20 m/s




MEGAPOWER

Standard Elastomer	Standard Color	Process	Standard Tensile Member	Cord Lay	Working Temperature	Linear Speed
88 Sh A PU - Thermoset	Gray/Green	Molding	Steel	Helical	-25°C/+80°C (-13°F/+176°F)	Up to 20 m/s



MEGARIB

Standard Elastomer	Standard Color	Process	Standard Tensile Member	Cord Lay	Working Temperature	Linear Speed
85 Sh A PU - Thermoset	Orange/Gray	Molding	Polyester	Helical	-15°C/+60°C (+5°F/+140°F)	Up to 60 m/s



URETHANE



STANDARD BELT BASICS

ALTERNATIVE CORD OPTIONS

TYPE	DESCRIPTION	MEGALINEAR	MEGAFLEX	MEGAPOWER	MEGARIB
Kevlar® (K)	Aramid cord used as an alternative to stainless steel in applications like food and as an alternative to steel in metal detectable applications.	YES	YES	YES	NO
High Power (HP)	25% more strength than standard steel. Recommended for bi-directional positioning precision applications.	YES	YES	YES	NO
High Flexibility (HF)	High flexibility cords can accept smaller pulley and idler diameters than standard cords. Ideal for use on smaller than standard steel minimum pulleys and drives with severe reverse bending.	YES	YES	YES	NO
High Power and Flexibility (HPF)	25% Higher strength than standard steel along with high flex capability.	YES	YES	YES	NO
Stainless Steel (SS)	304, Designed for use in food related and water/corrosive environments; cords have 25% less strength than standard steel.	YES	YES	YES	NO
Fiberglass (FG)	Strength for power transmission applications.	NO	NO	YES	NO
Nylon (N)	Elastic for use on fixed center distance drives.	NO	NO	NO	YES

Contact Megadyne for availability and detailed specifications. Kevlar® is a registered trademark of DuPont.

OPTIONAL POLYURETHANE COMPOUNDS & COLORS - MEGALINEAR & MEGAFLEX



TYPE	DUROMETER (Sh A)	STANDARD COLOR	PROPERTIES
Hydrolysis-Resistant	85A Megalinear 88A Megapower	Dark Blue	For use in applications where the belt is exposed to water and moisture. Can also be supplied clear on special request.
High Temperature	92	Red	+ 120°C (+ 248°F)
High Temperature	90	Yellow	+ 150°C (+ 302°F)
Low Temperature	87	Gray	- 40°C (- 40°F)
FDA	85 & 90	Transparent	Conforms to FDA guidelines. Can also be supplied in white or blue on special request.
Soft	85	Transparent	Softer compound than standard white 92 Shore A
Hard	98	Transparent	Harder compound than standard white 92 Shore A
Silicone Free	92	Transparent	For food grade and painting systems
Custom Colors	Contact Megadyne	Multiple	Available on request

All options subject to minimum order quantity.

MAIN INDUSTRIES & APPLICATIONS



URETHANE



TIMING & RIB BELTS

MEGALINEAR
MEGAFLEX
MEGAPOWER2
MEGAPOWER FC
MEGARIB

URETHANE



MEGALINEAR


OPEN-END SYNCHRONOUS BELTS

MEGALINEAR OPEN-END SYNCHRONOUS BELTS

Are manufactured with thermoplastic polyurethane, which offers superior wear and excellent abrasion resistance. Parallel positioned S+Z twist steel cords offer balanced running characteristics under high-torque loads.

Manufactured to tight tolerances, Megalinear delivers excellent, dimensional stability. The addition of nylon fabric on the tooth (and/or the back of the belt) during production enhances the running properties and surface performance in conveying applications. Extra backside (convey side) polyurethane can be added for impact resistance and extra protection against abrasive, heavy items.

POPULAR INDUSTRY APPLICATIONS:



MEGALINEAR BELT TYPES:

- Imperial
- Metric
- Metric T
- Metric T Food Contact
- Metric AT
- MTD8, T5, T10 & AT10 - WITHOUT GAP
- MTD
- RPP
- STD
- QST - QUIET SELF TRACK
- GW
- Wide
- Megalinear - With Integrated Tracking Guides
- TT 5 FOR CIRCULAR KNITTING MACHINES
- Flat

MECHANICAL FEATURES:

- High strength
- Low installation tension
- Low noise
- Abrasion resistance
- Low maintenance
- High flexibility
- Linear speeds up to 20 m/second (over 15,000 ft./min.)
- Precise synchronization

CHEMICAL FEATURES:


- Good resistance to aging, hydrolysis, UVA rays & ozone
- Working temperature: -25°C to +80°C (13°F to + 176°F). Up to 110°C (+230°F) for short periods
- Excellent resistance to oils, fats and greases
- Good resistance to most acids and alkalis


AVAILABLE CONFIGURATIONS:

MEGALINEAR can be supplied as open-end rolls, spliced endless belts or as mechanically joined.

OPEN LENGTH BELTS:

Megalinear belts are manufactured in continuous lengths, with twisted S+Z cord reinforcement in a parallel configuration. Standard roll lengths are 50 or 100 meters. Other lengths available upon request. MEGALINEAR open-end belts are normally used in linear motion drives.





MEGALINEAR

OPEN-END SYNCHRONOUS BELTS

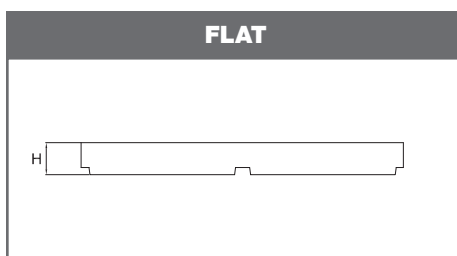
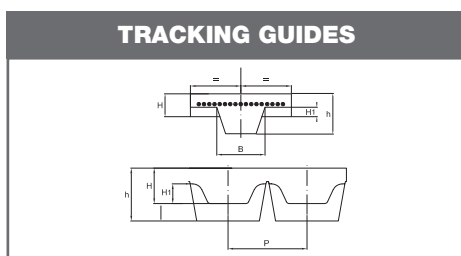
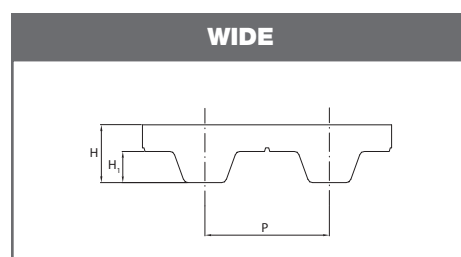
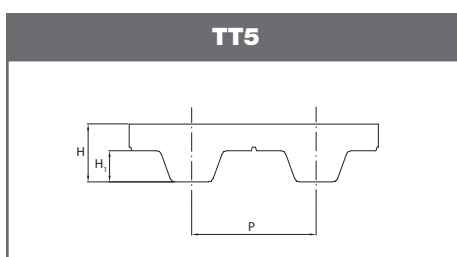
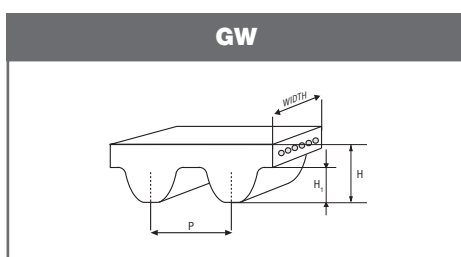
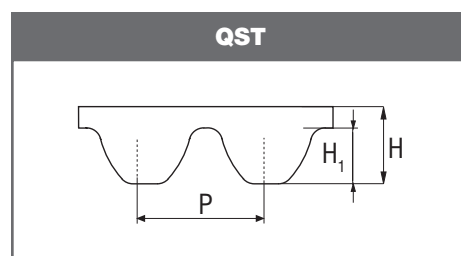
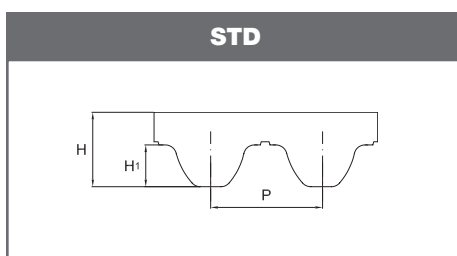
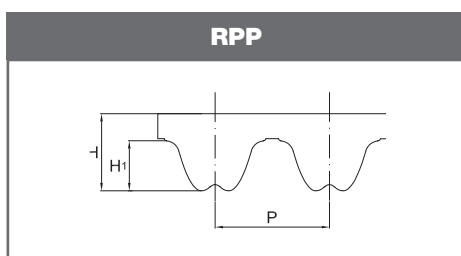
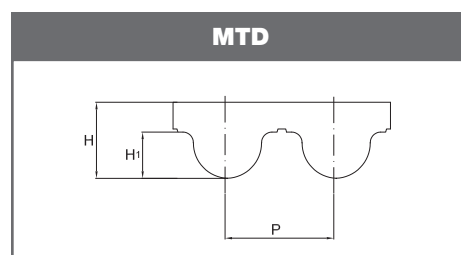
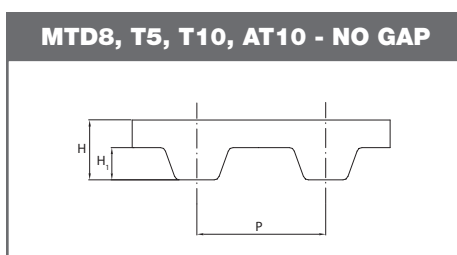
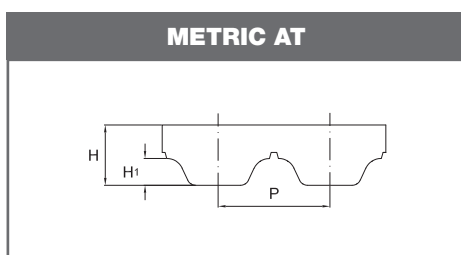
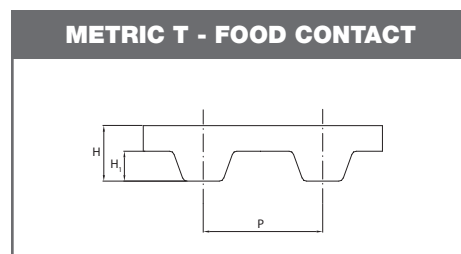
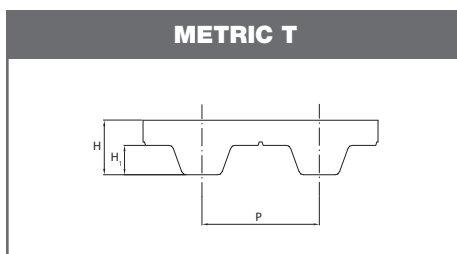
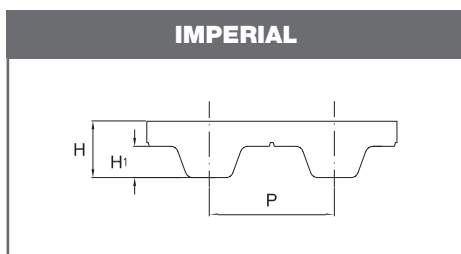
SPLICED ENDLESS BELTS:

Using the thermoplastic properties of Megalinear, belts can be joined endless by welding. The finished splice is resistant to fatigue from flexing and tension due to the unique symmetrical V-shaped pattern of the splice. Spliced endless belts are suitable for conveying applications, particularly when indexing and/or positive drive is required.

MECHANICALLY SPLICED BELTS:

PPJ (Progressive Pin Joint) can be placed in select belt pitches and widths for use in applications where long downtimes for belt installation must be avoided and a quick installation process is necessary.

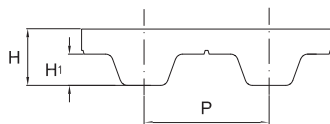
BELT PROFILES:





MEGALINEAR

IMPERIAL



OPTIONS:

- Nylon fabric on teeth (NFT)
- Nylon fabric on back of belt (NFB)
- Extra TPU backing
- Extruded covers
- Laminated covers
- Fabricated covers
- Anti-static fabric
- Cleats
- Cover side machined modifications
- Tooth side machined modifications
- FDA TPU compound

TYPE	BELT PITCH (P)	OVERALL THICKNESS (H)	TOOTH HEIGHT (H)	MAX BELT WIDTH	CORD OPTIONS			MINIMUM PULLEY TEETH (Z) BY CORD TYPE	MINIMUM PULLEY TEETH/IDLER DIAMETER				
	Inch	Inch	Inch	Inch	Standard Cord	Kevlar	Stainless		Z min.	Z min.	Idler min. dia. (inch)	Z min.	Idler min. dia. (inch)
MXL	.080	.045	.026	1.0	Steel	Yes	NS	Kevlar	12	15	1.18	12	0.79
XL	.200	.090	.050	2.0	Steel	Yes	Yes	Steel	10	15	1.18	10	1.18
								Kevlar	10	15	1.18	10	0.79
								Stainless	13	15	1.38	13	1.38
L	.375	.141	.074	4.0	Steel	Yes	Yes	Steel	15	20	2.36	15	2.36
								Kevlar	15	20	2.36	15	2.36
								Stainless	18	20	2.56	18	2.56
H	.500	.169	.090	6.0	Steel	Yes	Yes	Steel	14	20	3.15	14	2.36
								Kevlar	14	20	3.15	14	2.36
								Stainless	18	20	3.15	18	2.56
XH	.875	.441	.250	6.0	Steel	Yes	Yes	Steel	18	20	7.08	18	5.90
								Kevlar	18	20	7.08	18	5.90
								Stainless	23	25	7.08	23	6.50


- Standard compound = Thermoplastic polyurethane (TPU)
- Compound hardness = 92 Shore A
- Standard color = white
- Standard cord = steel (MXL - Kevlar on request)

- NS = Non-Standard – Consult Megadyne for availability.
- For additional details, request the Megalinear Technical Catalog.
- All items subject to minimum order quantity.



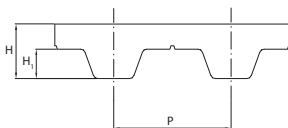
WARNING: This product can expose you to chemicals including titanium dioxide, which is known to the State of California to cause cancer or birth defects or other reproductive harm. For more information visit www.P65WARNINGS.ca.gov

URETHANE




MEGALINEAR

METRIC T



OPTIONS:


- Nylon fabric on teeth (NFT)
- Nylon fabric on back of belt (NFB)
- Extra TPU backing
- Extruded covers
- Laminated covers
- Fabricated covers
- Anti-static fabric
- Cleats
- Cover side machined modifications
- Tooth side machined modifications
- FDA TPU compound

TYPE	BELT PITCH (P)	OVERALL THICKNESS (H)	TOOTH HEIGHT (H ₁)	MAX BELT WIDTH	CORD OPTIONS						MINIMUM PULLEY TEETH (Z) BY CORD TYPE	MINIMUM PULLEY TEETH/IDLER DIAMETER				
												Z min.	Z min.	Idler min. dia. (mm)	Z min.	Idler min. dia. (mm)
	mm	mm	mm	mm	Standard Cord	Kevlar	High Power	High Flex	High Power Flex	Stainless						
T2.5	2.5	1.3	0.7	20	NS	Yes	NS	NS	NS	NS	Steel	10	18	15	10	18
T5	5.0	2.3	1.2	200	Steel	Yes	Yes	Yes	NS	NS	Steel	10	15	30	10	30
											Kevlar	12	15	30	12	30
											Hi-Power	15	15	40	15	60
											High-Flex	10	12	30	10	30
											Stainless	15	18	40	15	40
T10	10.0	4.5	2.5	200	Steel	Yes	Yes	Yes	Yes	Yes	Steel	12	20	60	12	60
											Kevlar	15	20	60	15	60
											Hi-Power	15	20	100	15	100
											High-Flex	12	15	50	12	50
											Hi-Power Flex	14	20	80	14	80
											Stainless	15	20	70	15	70
T20	20.0	8.0	5.0	200	Steel	Yes	Yes	Yes	Yes	Yes	Steel	15	25	120	15	120
											Kevlar	15	25	120	15	120
											Hi-Power	20	25	150	20	150
											High-Flex	15	20	120	15	120
											Hi-Power Flex	18	25	120	18	120
											Stainless	20	25	130	20	130

- Standard compound = Thermoplastic polyurethane (TPU)
- Compound hardness = 92 Shore A
- Standard color = white
- Standard cord = steel

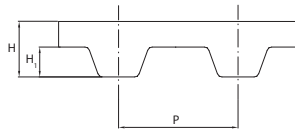
- NS = Non-Standard – Consult Megadyne for availability
- For additional details, request the Megalineer Technical Catalog
- High Power, High Flex and High Power Flex are steel cords
- All items subject to minimum order quantity





MEGALINEAR FC METRIC T

FOOD CONTACT - WITHOUT GAP



Megalinear FC is an open end urethane belt designed for use in the food industry.

OPTIONS:

- Alternative pitches available
- Transparent color
- Stainless steel cord
- Other surface impressions
- Extra backing

TYPE	BELT PITCH (P)	OVERALL THICKNESS (H)	TOOTH HEIGHT (H ₁)	MAX BELT WIDTH	CORD OPTIONS						MINIMUM PULLEY TEETH (Z) BY CORD TYPE	MINIMUM PULLEY TEETH/IDLER DIAMETER				
												Z min.	Z min.	Idler min. dia. (mm)	Z min.	Idler min. dia. (mm)
	mm	mm	mm	mm	Standard Cord	Kevlar	High Power	High Flex	High Power Flex	Stainless						
T5	5.0	2.3	1.2	150	Steel	Yes	Yes	Yes	NS	NS	Kevlar	12	15	30	12	30
T10	10.0	4.5	2.5	150	Steel	Yes	Yes	Yes	Yes	Yes	Kevlar	15	20	60	15	60

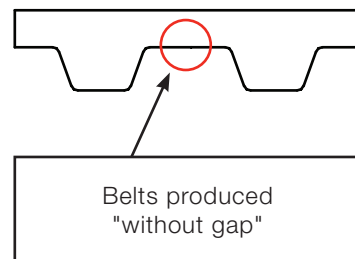
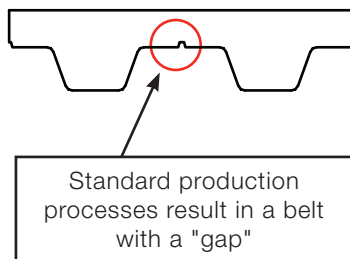
- Standard compound = Thermoplastic polyurethane (TPU) meeting EU regulations 1935/2004, EU 10/2011 and EU 174/2015
- Compound hardness = 85 Shore A
- Standard color = Dark blue (Also available in White and Light Blue)
- Standard cord = Kevlar

- Standard compound designed for use in humid and wet applications
- For additional details, request the Megalineer Technical Catalog
- All items subject to minimum order quantity



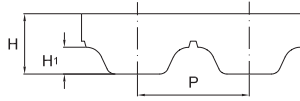
WHAT IS A BELT "WITHOUT GAP"?

Belts "without gap" are commonly used in applications where product contamination is a concern and/or where moisture is present. The absence of the gap protects the cord from corrosion and contamination.



MEGALINEAR

METRIC AT



OPTIONS:


- Nylon fabric on teeth (NFT)
- Nylon fabric on back of belt (NFB)
- Extra TPU backing
- Extruded covers
- Laminated covers
- Fabricated covers
- Anti-static fabric
- Cleats
- Cover side machined modifications
- Tooth side machined modifications
- FDA TPU compound

TYPE	BELT PITCH (P)	OVERALL THICKNESS (H)	TOOTH HEIGHT (H ₁)	MAX BELT WIDTH	CORD OPTIONS						MINIMUM PULLEY TEETH (Z) BY CORD TYPE	MINIMUM PULLEY TEETH/IDLER DIAMETER				
												Z min.	Z min.	Idler min. dia. (mm)	Z min.	Idler min. dia. (mm)
	mm	mm	mm	mm	Standard Cord	Kevlar	High Power	High Flex	High Power Flex	Stainless						
AT3	3.0	1.9	1.1	50	Steel	NS	NS	NS	NS	NS	Steel	20	25	30	20	30
AT5	5.0	2.7	1.2	100	Steel	Yes	Yes	Yes	Yes	Yes	Steel	15	15	60	15	25
											Kevlar	15	25	60	15	25
											Hi-Power	25	25	60	25	40
											High-Flex	12	13	40	12	25
											Hi-Power Flex	20	24	40	20	40
											Stainless	15	18	65	15	60
AT10	10.0	4.5	2.5	150	Steel	Yes	Yes	Yes	Yes	Yes	Steel	15	20	120	15	50
											Kevlar	15	20	120	15	50
											Hi-Power	25	25	150	25	80
											High-Flex	15	20	80	15	50
											Hi-Power Flex	16	20	100	16	60
											Stainless	19	25	110	19	110
AT20	20.0	8.0	5.0	200	Steel	Yes	Yes	Yes	NS	NS	Steel	18	25	180	18	120
											Kevlar	18	25	180	18	120
											Hi-Power	25	25	250	25	160
											High-Flex	18	25	150	18	120

- Standard compound = Thermoplastic polyurethane (TPU)
- Compound hardness = 92 Shore A
- Standard color = white
- Standard cord = steel

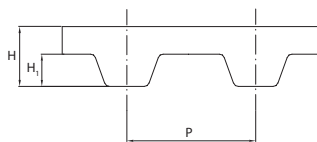
- NS = Non-Standard – Consult Megadyne for availability
- For additional details, request the Megalinear Technical Catalog
- High Power, High Flex and High Power Flex are steel cords
- All items subject to minimum order quantity





MEGALINEAR

MTD8, T5, T10 & AT10 - WITHOUT GAP



OPTIONS:

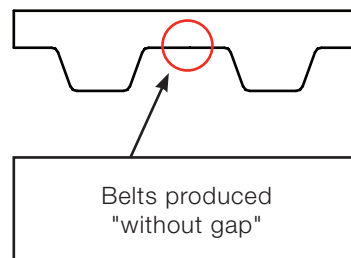
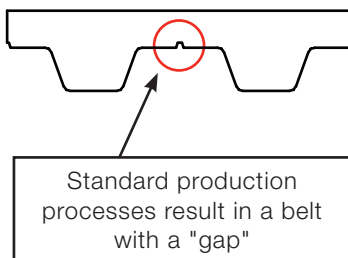
- Extra TPU backing
- Extruded covers
- Laminated covers
- Fabricated covers
- Anti-static fabric
- Cleats
- Cover side machined modifications
- Tooth side machined modifications
- FDA colors blue and transparent available on request.
- Kevlar Cord

TYPE	BELT PITCH (P) mm	OVERALL THICKNESS (H) mm	TOOTH HEIGHT (H1) mm	MAX BELT WIDTH mm	SHORE A HARDNESS	COLOR	STD CORD	MINIMUM PULLEY TEETH (Z) BY CORD TYPE	MINIMUM PULLEY TEETH/IDLER DIAMETER				
									Z min.	Z min.	Idler min. dia. (mm)	Z min.	Idler min. dia. (mm)
MTD8 W/O GAP	8	5.6	3.4	100	85 to 92	White	Hi-Power Steel	HP Steel	20	22	100	20	50
								Kevlar	20	22	100	20	50
T5 W/O GAP	5	2.3	1.2	200	85 to 92	White	Steel	Steel	10	15	30	10	30
								Kevlar	12	15	30	12	30
T10 W/O GAP	10.0	4.5	2.5	200	85 to 92	White	Steel	Steel	12	20	60	12	60
								Kevlar	15	20	60	15	60
AT10 W/O GAP	10.0	4.5	2.5	100	85 to 92	White	Steel	Steel	15	20	120	15	50
								Kevlar	15	20	60	15	60

- Common applications for T10 and AT10 without gap include food washdown and automatic car wash units
- For additional details, request the Megalinear Technical Catalog
- All items subject to minimum order quantity


WHAT IS A BELT "WITHOUT GAP"?

Belts "without gap" are commonly used in applications where product contamination is a concern and/or where moisture is present. The absence of the gap protects the cord from corrosion and contamination.



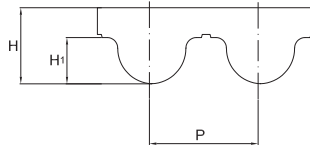
WARNING: This product can expose you to chemicals including titanium dioxide, which is known to the State of California to cause cancer or birth defects or other reproductive harm. For more information visit www.P65WARNINGS.ca.gov

URETHANE



MEGALINEAR

MTD



OPTIONS:

- Nylon fabric on teeth (NFT)
- Nylon fabric on back of belt (NFB)
- Extra TPU backing
- Extruded covers
- Laminated covers
- Fabricated covers
- Anti-static fabric
- Cleats
- Cover side machined modifications
- Tooth side machined modifications
- FDA TPU compound

TYPE	BELT PITCH (P)	OVERALL THICKNESS (H)	TOOTH HEIGHT (H ¹)	MAX BELT WIDTH	CORD OPTIONS						MINIMUM PULLEY TEETH (Z) BY CORD TYPE	MINIMUM PULLEY TEETH/IDLER DIAMETER				
												Z min.	Z min.	Idler min. dia. (mm)	Z min.	Idler min. dia. (mm)
	mm	mm	mm	mm	Standard Cord	Kevlar	High Power	High Flex	High Power Flex	Stainless						
MTD3	3.0	2.2	1.13	50	Steel	NS	NS	NS	NS	NS	Steel	20	20	30	20	30
MTD5	5.0	3.6	2.1	50	Steel	Yes	NS	NS	NS	Yes	Steel	16	16	50	16	25
											Kevlar	16	16	50	16	25
											Stainless	18	20	65	18	65
MTD8	8.0	5.6	3.4	100	Hi-Power Steel	Yes	Yes	Yes	NS	Yes	Hi-Power	20	22	100	20	50
											Kevlar	20	22	100	20	50
											High-Flex	20	20	80	20	40
											Stainless	24	28	110	24	80
MTD14	14.0	10.0	6.1	115	Steel	Yes	NS	NS	NS	NS	Steel	26	28	180	26	120
											Kevlar	26	28	180	26	120

- Standard compound = Thermoplastic polyurethane (TPU)
- Compound hardness = 92 Shore A
- Standard color = white
- Standard cord = steel (MTD8 = Hi-Power Steel)

- NS = Non-Standard – Consult Megadyne for availability
- MTD is compatible with HTD pulleys
- For additional details, request the Megalineer Technical Catalog
- High Power and High Flex are steel cords
- All items subject to minimum order quantity



WARNING: The black version of this product can expose you to chemicals including carbon black, which is known to the State of California to cause cancer or birth defects or other reproductive harm. For more information visit www.P65WARNINGS.ca.gov

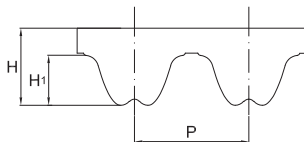


WARNING: The white version of this product can expose you to chemicals including titanium dioxide, which is known to the State of California to cause cancer or birth defects or other reproductive harm. For more information visit www.P65WARNINGS.ca.gov



MEGALINEAR

RPP



OPTIONS:

- Nylon fabric on back of belt (NFB)
- Extra TPU backing
- Extruded covers
- Laminated covers
- Fabricated covers
- Anti-static fabric
- Cleats
- Cover side machined modifications
- Tooth side machined modifications

TYPE				MAX BELT WIDTH	CORD OPTIONS						MINIMUM PULLEY TEETH (Z) BY CORD TYPE	MINIMUM PULLEY TEETH/IDLER DIAMETER				
	BELT PITCH (P)	OVERALL THICKNESS (H)	TOOTH HEIGHT (H ¹)									Z min.	Z min.	Idler min. dia. (mm)	Z min.	Idler min. dia. (mm)
	mm	mm	mm	mm	Standard Cord	Kevlar	High Power	High Flex	High Power Flex	Stainless						
RPP5	5.0	3.8	2.0	75	Steel	Yes	Yes	NS	NS	Yes	Steel	15	16	60	15	20
											Kevlar	15	16	60	15	20
											Stainless	18	18	65	18	65
											Hi-Power	20	22	60	20	40
RPP8	8.0	5.4	3.2	100	Steel	Yes	NS	NS	NS	NS	Steel	18	20	100	18	45
											Kevlar	18	20	100	18	45
RPP14	14.0	10.0	6.0	150	Steel	NS	NS	NS	NS	NS	Steel	32	35	250	32	145


- Standard compound = Thermoplastic polyurethane (TPU)
- Compound hardness = 92 Shore A
- Standard color = white
- Standard cord = steel
- Standard NFT (nylon fabric on teeth)

- NS = Non-Standard – Consult Megadyne for availability
- RPP is compatible with HTD pulleys
- For additional details, request the Megalinear Technical Catalog
- High Power, High Flex and High Power flex are steel cords
- All items subject to minimum order quantity



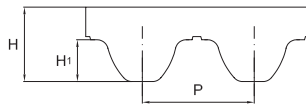
WARNING: This product can expose you to chemicals including titanium dioxide, which is known to the State of California to cause cancer or birth defects or other reproductive harm. For more information visit www.P65WARNINGS.ca.gov

URETHANE



MEGALINEAR

STD



OPTIONS:

- Nylon fabric on back of belt (NFB)
- Extra TPU backing
- Extruded covers
- Laminated covers
- Fabricated covers
- Anti-static fabric
- Cleats
- Cover side machined modifications
- Tooth side machined modifications

TYPE	BELT PITCH (P)	OVERALL THICKNESS (H)	TOOTH HEIGHT (H ¹)	MAX BELT WIDTH	CORD OPTIONS						MINIMUM PULLEY TEETH (Z) BY CORD TYPE	MINIMUM PULLEY TEETH/IDLER DIAMETER				
												Z min.	Z min.	Idler min. dia. (mm)	Z min.	Idler min. dia. (mm)
	mm	mm	mm	mm	Standard Cord	Kevlar	High Power	High Flex	High Power Flex	Stainless						
STD5	5.0	3.4	1.91	50	Steel	NS	NS	NS	NS	NS	Steel	12	13	60	12	20
STD8	8.0	5.1	3.05	85	HP Steel	Yes	Yes	Yes	NS	NS	High Power	20	24	100	20	50
											Kevlar	20	24	100	20	50
											High Flex	16	24	60	22	40

- Standard compound = Thermoplastic polyurethane (TPU)
- Compound hardness = 92 Shore A
- Standard color = black
- Standard cord = steel (STD8 = High Power Steel)
- Standard NFT (nylon fabric on teeth)

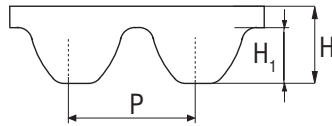
- NS = Non-Standard – Consult Megadyne for availability
- STD is compatible with STPD pulleys
- For additional details, request the Megalinear Technical Catalog
- High Power, High Flex and High Power Flex are steel cords
- All items subject to minimum order quantity





MEGALINEAR

QST - QUIET SELF TRACK



Megalinear QST is an open end urethane belt with a dual helix tooth design that delivers reduced noise level, self-tracking and high torque capability. This belt is ideal for applications including linear movement, elevators, automatic warehouse, automatic doors and packaging.


OPTIONS:

- Extra TPU backing
- Extruded covers
- Laminated covers
- Fabricated covers
- Cleats
- Cover side machined modifications

TYPE	BELT PITCH (P)	OVERALL THICKNESS (H)	TOOTH HEIGHT (H ₁)	MAX BELT WIDTH	CORD OPTIONS			MINIMUM PULLEY TEETH (Z) BY CORD TYPE	MINIMUM PULLEY TEETH/IDLER DIAMETER				
									Z min.	Z min.	Idler min. dia. (mm)	Z min.	Idler min. dia. (mm)
	mm	mm	mm	mm	Steel	Hi-Power	Extra Hi-Power						
QST 5	5.0	3.60	1.91	24	Yes	N/S	N/S	Steel	16	25	60	16	30
QST 8	8.0	5.33	3.05	32*	Yes	Yes	N/S	Steel	16	25	60	16	30
								Hi-Power	20	30	120	20	50
QST 14	14.0	8.64	5.33	70**	Yes	N/S	Yes	Steel	32	32	200	32	140
								Extra Hi-Power	32	32	200	32	140


- * 50 mm with high power cord
- ** 105mm with extra high power cord
- Standard compound = 92 Shore A
- Standard color = white

- Available with NFT (nylon fabric facing on teeth)
- NS = Non-Standard - Contact Megadyne for availability
- For additional details, request the Megalineer Technical Catalog
- All items subject to minimum order quantity



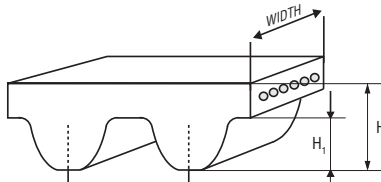
WARNING: This product can expose you to chemicals including titanium dioxide, which is known to the State of California to cause cancer or birth defects or other reproductive harm. For more information visit www.P65WARNINGS.ca.gov

URETHANE



MEGALINEAR

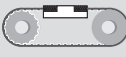

GW



Originally developed for the wind turbine industry, Megalinear GW is a high performance urethane belt with high tension steel zinc coated cords designed to ensure superior load capacity. This belt is ideal for high load applications including automatic storage and retrieval systems (ASRS), lifting and handling applications, lift platforms and vertical transport of vehicles.


OPTIONS:

- Silicone-free TPU
- Extruded covers
- Laminated covers

TYPE				MAX BELT WIDTH	MINIMUM PULLEY TEETH (Z) BY CORD TYPE	MINIMUM PULLEY TEETH/IDLER DIAMETER		
	BELT PITCH (P)	OVERALL THICKNESS (H)	TOOTH HEIGHT (H ₁)			Z min.	Z min.	Idler minimum diameter (mm)
	mm	mm	mm					
GW14	14	10.0	6.0	200	Steel	32	36	250
GW20	20	14.3	8.6	200	Steel	38	44	380

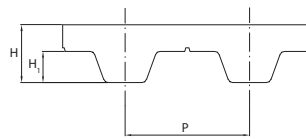

- Standard compound - Thermoplastic urethane
- Compound hardness - 96 Shore A
- Standard Color - Black
- Available with NFT
- Standard cord - S&Z zinc coated steel

- Contact Megadyne for pulleys and clamps
- GW14 Pulley & Clamp profile conforms to ISO 13050 G profile
- GW20 Pulley & Clamp profile is non-standard - Contact Megadyne
- GW belts are not designed for endless applications, only open-end use
- All items subject to minimum order quantity
- For additional details, request the Megalinear Technical Catalog



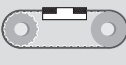


MEGALINEAR

WIDE





OPTIONS:

- Nylon fabric on teeth (NFT)
- Nylon fabric on back of belt (NFB)
- Extra TPU backing
- Fabricated covers
- Anti-static fabric
- Cleats
- Cover side machined modifications
- Tooth side machined modifications
- FDA TPU compound

TYPE					SHORE A HARDNESS	COLOR	STD CORD	MINIMUM PULLEY TEETH (Z) BY CORD TYPE	MINIMUM PULLEY TEETH/IDLER DIAMETER				
	BELT PITCH (P)	OVERALL THICKNESS (H)	TOOTH HEIGHT (H ₁)	MAX BELT WIDTH					Z min.	Z min.	Idler min. dia. (mm)	Z min.	Idler min. dia. (mm)
	mm	mm	mm	mm									
H WIDE	0.5"	.169"	.090"	20"	90	Transparent	Kevlar	Kevlar	14	20	3.15"	14	2.36"
T5 WIDE	5.0	2.3	1.2	500	90	Transparent	Kevlar	Kevlar	12	15	45	12	45
T10 WIDE	10.0	4.5	2.5	500	90	Transparent	Kevlar	Kevlar	15	20	60	15	60

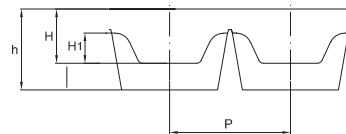
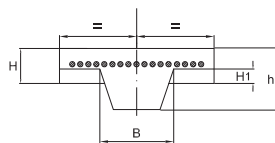
- Common applications for Megalinear Wide include conveyors, automotive metal stamping, tire production and diaper manufacturing
- For additional details, request the Megalinear Technical Catalog
- All items subject to minimum order quantity





MEGALINEAR

WITH INTEGRATED TRACKING GUIDES



OPTIONS:


- Nylon fabric on teeth (NFT)
- Nylon fabric on back of belt (NFB)
- Extra TPU backing
- Extruded covers
- Laminated covers
- Fabricated covers
- Anti-static fabric
- Cleats
- Cover side machined modifications
- Tooth side machined modifications

TYPE	K GUIDE (B)	BELT PITCH (P)	BELT THICKNESS (H)	TOOTH HEIGHT (H ¹)	OVERALL THICKNESS (h)	MAX BELT WIDTH	CORD OPTIONS						MINIMUM PULLEY TEETH (Z) BY CORD TYPE	MINIMUM PULLEY TEETH/IDLER DIAMETER				
														Z min.	Z min.	Idler min. dia. (mm)	Z min.	Idler min. dia. (mm)
	mm	mm	mm	mm	mm	mm	Standard	Kevlar	High Power	High Flex	High Power Flex	Stainless						
HG	0.51"	0.5"	0.079"	0.090"	0.326"	6.0"	Steel	Yes	NS	NS	NS	NS	Steel	20	22	160	20	80
													Kevlar	20	22	160	20	80
TG5	6.0	5.0	2.5	1.2	5.0	50	Steel	Yes	NS	NS	NS	NS	Steel	25	28	180	25	60
													Kevlar	25	28	180	25	60
TG10 K6	6.0	10.0	4.5	2.5	5.3	200	Steel	Yes	NS	NS	NS	Yes	Steel	25	28	80	25	80
													Kevlar	25	28	80	25	80
													Stainless	31	34	90	31	90
TG10 K13	13.0	10.0	4.5	2.5	8.5	150	Steel	Yes	NS	NS	NS	Yes	Steel	25	28	80	25	80
													Kevlar	25	28	80	25	80
													Stainless	31	34	90	31	90
TG20	13.0	20.0	8.0	5.0	8.5	100	Steel	Yes	NS	NS	NS	NS	Steel	30	33	140	30	120
													Kevlar	30	33	140	30	120
ATG5	6.0	5.0	4.5	1.2	5.5	50	Steel	NS	NS	NS	NS	NS	Steel	25	28	100	25	80
													Steel	25	28	120	25	80
ATG10	13.0	10.0	4.5	2.5	8.5	150	Steel	Yes	Yes	NS	NS	Yes	Kevlar	25	28	120	25	100
													Hi-Power	40	40	160	40	120
													Stainless	31	34	130	31	130
													Steel	30	33	180	30	160
ATG20	13.0	20.0	8.0	5.0	9.4	150	Steel	NS	NS	NS	NS	NS	Steel	30	33	180	30	160

- Standard compound = Thermoplastic polyurethane (TPU)
- Compound hardness = 92 Shore A
- Standard color = white
- Standard cord = steel


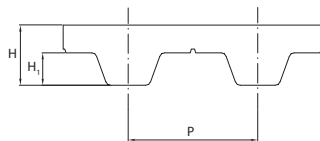
- NS = Non-Standard – Consult Megadyne for availability
- For additional details, request the Megalineer Technical Catalog
- High Power, High Flex and High Power Flex is steel cord
- All items subject to minimum order quantity





MEGALINEAR


TT 5 – CIRCULAR KNITTING MACHINES



TYPE				MAX BELT WIDTH	SHORE A HARDNESS	COLOR	CORD OPTIONS		MINIMUM PULLEY TEETH (Z) BY CORD TYPE	MINIMUM PULLEY TEETH/IDLER DIAMETER				
	BELT PITCH (P)	OVERALL THICKNESS (H)	TOOTH HEIGHT (H ₁)							Z min.	Z min.	Idler min. dia. (mm)	Z min.	Idler min. dia. (mm)
	mm	mm	mm	mm			Steel	Kevlar						
TT 5 WHITE	5.0	3.0	1.2	10	88A	White	Yes	NS	Steel	10	15	30	10	30
TT 5 BLUE	5.0	2.8	1.2	10	88A	Blue	NS	Yes	Kevlar	12	15	30	12	30

- NS = Non-Standard – Consult Megadyne for availability
- For additional details, request the Megalineer Technical Catalog

- Produced in 50 mm width and slit to 10 mm width for circular knit applications
- All items subject to minimum order quantity



WARNING: The white version of this product can expose you to chemicals including titanium dioxide, which is known to the State of California to cause cancer or birth defects or other reproductive harm. For more information visit www.P65WARNINGS.ca.gov

URETHANE



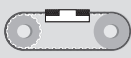

MEGALINEAR

FLAT



OPTIONS:

- Nylon fabric on drive side
- Extra TPU backing
- Extruded covers
- Laminated covers
- Fabricated covers
- Anti-static fabric

TYPE	(H) BELT THICKNESS (mm)	MAX BELT WIDTH (mm)	SHORE A HARDNESS	COLOR	CORD OPTIONS		MINIMUM PULLEY DIAMETER BY CORD TYPE	MINIMUM PULLEY/IDLER DIAMETER		
								Driver min. dia. (mm)	Driver min. dia. (mm)	Idler min. dia. (mm)
					Standard Cord	High Power Steel				
P1	1	20	92	Blue	Steel	NS	Steel	16	25	30
P2	2	100	92	White	Steel	Yes	Steel	45	50	90
							High Power	56	62	150
P3	3	120	92	Black	Steel	NS	Steel	100	110	150
P4	4	100	92	Transparent	Steel	NS	Steel	100	110	150

- Compound Hardness - 92 Shore A
- Standard Cord - Steel
- NS = Non-Standard – Consult Megadyne for availability
- P3 is made with a helical gap

- For additional details, request the Megalineer Technical Catalog
- High Power is steel cord
- All items subject to minimum order quantity




URETHANE



WARNING: The white version of this product can expose you to chemicals including titanium dioxide, which is known to the State of California to cause cancer or birth defects or other reproductive harm. For more information visit www.P65WARNINGS.ca.gov



WARNING: The black version of this product can expose you to chemicals including carbon black, which is known to the State of California to cause cancer or birth defects or other reproductive harm. For more information visit www.P65WARNINGS.ca.gov




MEGALINEAR

BELT JOINING OPTIONS

MEGALINEAR JOINED ENDLESS BELTS

Megalinear Open End Extruded belt, can be made endless by simply finger punching the ends of the desired length belt and interlocking the fingers. The belt is then joined endless by a heat and pressure process. Belts joined endless are most commonly used in general conveying applications.


Megalinear belts that are joined endless are coded J.



CLAMPED ENDS

Open-end belt can be joined by using mechanical clamps. This option is most common where belts are used in linear positioning applications, such as on vertical lifts, automated storage and retrieval systems and shuttle drives, as well as those found on crosslapper machines in the non-woven industry.

Contact Megadyne for availability.



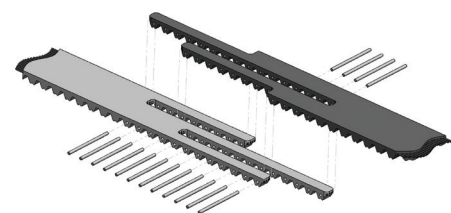
PPJ


Our patented Progressive Pin Joint (PPJ) system is designed to allow the user a simple, reliable method of placing a timing belt on an application without the need to tear apart the conveyor or join the belt endless on line. PPJ is a perfect option for parallel path belts where the load being moved is spread equally across several belts. Installation and replacement of belts is fast, simple and cost saving.

PPJ is available for the following belt types:

PPJ AVAILABILITY	
BELT TYPE	WIDTH (MM)
T10/AT10	25
TG10 K6	25
T10/AT10	32
T10/AT10	50
T10/AT10	75
T10/AT10	100
TG10/ATG10	50
T20/AT20	32
T20/AT20	50
HG 150	38.1
HG 200	50.1

PPJ AVAILABILITY	
BELT TYPE	WIDTH (MM)
T20/AT20/ATG20	75
HTD8/RPP8	20
HTD8/RPP8	30
HTD8/RPP8	50
HTD8/RPP8	85
HTD8/RPP8	100
HTD14/MTD14	55
HTD14/MTD14	85
H 075	19.05
H 100	25.4
H 200	50.1





MEGAFLEX

TRULY ENDLESS BELTS

MEGAFLEX (MFX) TRULY ENDLESS TIMING BELTS

Manufactured with thermoplastic polyurethane and a continuously wound S & Z Twisted steel cord. Megaflex belts are especially suited for heavy load conveying and for power transmission where urethane offers material benefits and where high loads and high speeds (up to 10,000 RPM) are present. The addition of nylon fabric on the teeth during production enhances the running properties for specific applications and reduces noise. An extra thickness of special backing is also possible on the back of the belt, offering extra protection against abrasive or heavy products.

Megaflex belts are truly endless, enabling them to deliver exceptional performance and are available in lengths from 1.5 up to 22.7 meters (4.9 to 74.4 feet).

POPULAR INDUSTRY APPLICATIONS:



AUTOMOTIVE
& TIRE



CERAMIC,
GLASS,
STONE & MARBLE



FOOD



MATERIAL
HANDLING



PACKAGING



PAPER & PRINT



WOOD

MEGAFLEX BELT TYPES:



- Imperial
- Imperial Dual Sided
- Metric T
- Metric T Dual Sided
- Metric AT
- Metric AT Dual Sided
- RPP
- RPP Dual Sided
- MTD
- P2 Flat

MECHANICAL AND CHEMICAL CHARACTERISTICS

- Stable dimensions
- Low noise
- Maintenance free
- High flexibility
- High resistance steel traction cords offer minimum elongation and exceptional flexibility
- Linear speeds up to 20 m/s
- Low installation tension
- Consistent length
- High abrasion resistance
- Aging, hydrolysis and ozone resistant
- Working temperature -25°C/+80°C (-13°F / +176°F)
- High resistance to oils, grease and gasoline
- Acid and alkali resistant

OPTIONS:

- NFT Nylon fabric on tooth available from 1.9 meters and up
- S-Z cord (bifilar)
- Various extruded covers ranging from 40 to 85 Shore A hardness

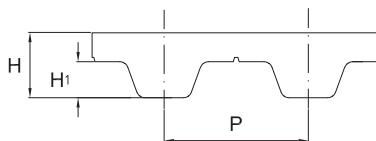


URETHANE



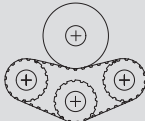
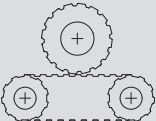
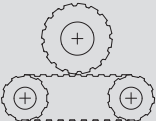
MEGAFLEX

IMPERIAL



OPTIONS:

- Nylon fabric on teeth (NFT) - available from 1.9 meter (6.2 feet) and up
- Extra TPU backing
- Extruded covers
- Laminated covers
- Fabricated covers
- Anti-static fabric - tooth side only
- Cleats
- Cover side machined modifications
- Tooth side machined modifications

TYPE				CORD OPTIONS					MINIMUM PULLEY TEETH (Z) BY CORD TYPE	MINIMUM PULLEY TEETH/IDLER DIAMETER		
	BELT PITCH (P)	OVERALL THICKNESS (H)	TOOTH HEIGHT (H ¹)							Z min.	Outside Idler (inch)	Inside Idler (inch)
	Inch	Inch	Inch	Standard Cord	Kevlar	High Power	High Flex	Stainless				
XL	0.200	.090	.050	Steel	Yes	NS	Yes	Yes	Steel	10	1.18	1.18
									Kevlar®	10	1.18	0.79
									High Flex	10	1.18	1.18
									Stainless	13	1.38	1.38
L	0.375	.141	.074	Steel	NS	NS	Yes	Yes	Steel	15	2.36	2.36
									High Flex	12	1.57	1.57
									Stainless	18	2.56	2.56
									Steel	14	3.15	2.36
H	0.500	.169	.090	Steel	Yes	Yes	Yes	Yes	Kevlar®	14	3.15	2.36
									High-Flex	14	1.97	1.97
									Stainless	18	3.15	2.56
									Steel	18	7.08	5.90
XH	0.875	.441	0.25	Steel	NS	Yes	NS	Yes	High Flex	18	4.72	4.72
									Stainless	24	7.08	6.50


- Standard compound = Thermoplastic polyurethane (TPU)
- Compound hardness = 92 Shore A
- Standard color = white
- Standard cord = steel
- Minimum belt length - 59.0 inches

- Maximum belt length = 74.7 feet
- Maximum belt width = 6.0 inches
- NS = Non-Standard – Consult Megadyne for availability
- For additional details, request the Megaflex Technical Catalog
- High Power and High Flex are steel cord
- All items subject to minimum order quantity



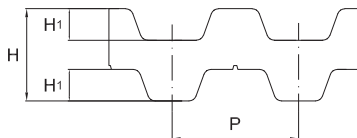
WARNING: This product can expose you to chemicals including titanium dioxide, which is known to the State of California to cause cancer or birth defects or other reproductive harm. For more information visit www.P65WARNINGS.ca.gov

URETHANE



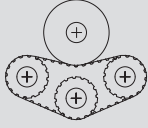
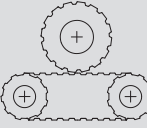
MEGAFLEX

IMPERIAL - DUAL (DL) SIDED



OPTIONS:

- Nylon fabric on teeth (NFT) - available from 1.9 meter (6.2 feet) and up - drive side only
- Anti-static fabric - drive side only

TYPE				CORD OPTIONS					MINIMUM PULLEY TEETH (Z) BY CORD TYPE	MINIMUM PULLEY TEETH/IDLER DIAMETER		
	BELT PITCH (P)	OVERALL THICKNESS (H)	TOOTH HEIGHT (H')							Z min.	Outside Idler (inch)	Inside Idler (inch)
	Inch	Inch	Inch	Standard Cord	Kevlar	High Power	High Flex	Stainless				
XL-DL	0.200	0.12	.050	Steel	NS	NS	Yes	Yes	Steel	15	1.18	1.18
									High Flex	15	1.18	1.18
									Stainless	18	1.38	1.38
L-DL	0.375	0.18	.074	Steel	NS	NS	Yes	Yes	Steel	20	2.36	2.36
									High Flex	18	1.57	1.57
									Stainless	22	2.56	2.56
H-DL	0.500	0.23	.090	Steel	NS	NS	Yes	Yes	Steel	20	3.15	2.36
									High-Flex	18	1.97	1.97
									Stainless	24	3.15	2.56
XH-DL	0.875	0.60	.250	Steel	NS	NS	NS	Yes	Steel	25	7.08	5.90
									High Flex	22	4.72	4.72
									Stainless	28	7.08	6.50

- Standard compound = Thermoplastic polyurethane (TPU)
- Compound hardness = 92 Shore A
- Standard color = white
- Standard cord = steel
- Minimum belt length = 59.0 inches
- Maximum belt length = 74.7 feet

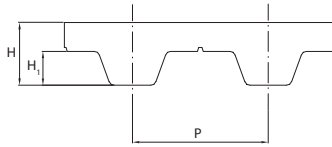
- Maximum belt width = 6.0 inches
- NS = Non-Standard – Consult Megadyne for availability
- For additional details, request the Megaflex Technical Catalog
- High Power and High Flex are steel cord
- All items subject to minimum order quantity







MEGAFLEX

METRIC T



OPTIONS:

- Nylon fabric on teeth (NFT) - available from 1.9 meter (6.2 feet) and up - drive side only
- Extra TPU backing
- Extruded covers
- Laminated covers
- Fabricated covers
- Anti-static fabric - tooth side only
- Cleats
- Cover side machined modifications
- Tooth side machined modifications
- Integrated V-Guide

TYPE				CORD OPTIONS							MINIMUM PULLEY TEETH (Z) BY CORD TYPE	MINIMUM PULLEY TEETH/IDLER DIAMETER		
	BELT PITCH (P)	OVERALL THICKNESS (H)	TOOTH HEIGHT (H ₁)									Z min.	Outside Idler (mm)	Inside Idler (mm)
	mm	mm	mm	Standard Cord	Kevlar	High Power	High Flex	High Power Flex	Stainless	HP Stainless				
T5	5.0	2.2	1.2	Steel	Yes	Yes	Yes	Yes	Yes	Yes	Steel	10	30	30
											Kevlar	12	30	30
											High Power	15	40	60
											High Flex	10	30	30
											Hi-Power Flex	12	40	40
											Stainless	15	40	40
											Hi-Power Stainless	18	65	60
T10	10.0	4.5	2.5	Steel	Yes	Yes	Yes	Yes	Yes	Yes	Steel	12	60	60
											Kevlar	15	60	60
											High Power	15	100	100
TG10											High Flex	12	50	50
											Hi-Power Flex	14	80	80
											Stainless	15	70	70
											Hi-Power Stainless	20	150	150
T20	20.0	8.0	5.0	Steel	Yes	Yes	Yes	Yes	Yes	Yes	Steel	15	120	120
											Kevlar	15	120	120
											High Power	20	150	150
											High Flex	15	120	120
											Hi-Power Flex	18	120	120
											Stainless	20	130	130
											Hi-Power Stainless	24	160	160


- Standard compound = Thermoplastic polyurethane (TPU)
- Compound hardness = 92 Shore A
- Standard color = white
- Standard cord = steel
- Minimum belt length - 1.5 meters

- Maximum belt length = 22.7 meters
- Maximum belt width = 150 mm
- For additional details, request the Megaflex Technical Catalog
- High Power, High Flex and High Power Flex are steel cord
- All items subject to minimum order quantity



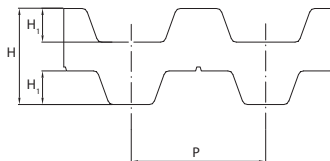
WARNING: This product can expose you to chemicals including titanium dioxide, which is known to the State of California to cause cancer or birth defects or other reproductive harm. For more information visit www.P65WARNINGS.ca.gov

URETHANE



MEGAFLEX

METRIC T - DUAL (DL) SIDED



OPTIONS:


- Nylon fabric on teeth (NFT)
- available from 1.9 meter (6.2 feet) and up - drive side only
- Anti-static fabric - drive side only

TYPE				CORD OPTIONS						MINIMUM PULLEY TEETH (Z) BY CORD TYPE	MINIMUM PULLEY TEETH/IDLER DIAMETER		
	BELT PITCH (P)	OVERALL THICKNESS (H)	TOOTH HEIGHT (H ₁)								Z min.	Outside Idler (mm)	Inside Idler (mm)
	mm	mm	mm	Standard Cord	Kevlar	High Power	High Flex	High Power Flex	Stainless				
T5-DL	5.0	3.4	1.2	Steel	NS	NS	Yes	NS	Yes	Steel	15	30	30
										High Flex	15	30	30
										Stainless	20	40	40
T10-DL	10.0	7.0	2.5	Steel	NS	NS	Yes	NS	Yes	Steel	20	60	60
										High Flex	20	50	50
										Stainless	24	70	70
T20-DL	20.0	13.0	5.0	Steel	NS	NS	Yes	NS	Yes	Steel	25	120	120
										High Flex	25	120	120
										Stainless	28	130	130

- Standard compound = Thermoplastic polyurethane (TPU)
- Compound hardness = 92 Shore A
- Standard color = white
- Standard cord = steel
- Minimum belt length - 1.5 meters

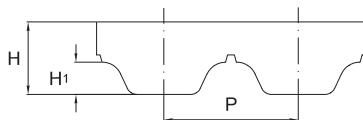
- Maximum belt length = 22.7 meters
- Maximum belt width = 150 mm
- NS = Non-Standard - Consult Megadyne for availability
- For additional details, request the Megaflex Technical Catalog
- High Power, High Flex and High Power Flex are steel cord
- All items subject to minimum order quantity





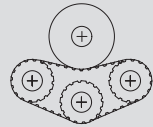
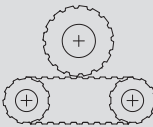

MEGAFLEX

METRIC AT



OPTIONS:

- Nylon fabric on teeth (NFT)
 - available from 1.9 meter (6.2 feet) and up - drive side only
- Extra TPU backing
- Extruded covers
- Laminated covers
- Fabricated covers
- Anti-static fabric - tooth side only
- Cleats
- Cover side machined modifications
- Tooth side machined modifications
- Integrated V-Guide

TYPE				CORD OPTIONS							MINIMUM PULLEY TEETH (Z) BY CORD TYPE	MINIMUM PULLEY TEETH/IDLER DIAMETER		
	BELT PITCH (P)	OVERALL THICKNESS (H)	TOOTH HEIGHT (H')									Z min.	Outside Idler (mm)	Inside Idler (mm)
	mm	mm	mm	Standard Cord	Kevlar	High Power	High Flex	High Power Flex	Stainless	High Power Stainless				
AT5	5.0	2.7	1.2	Steel	Yes	Yes	Yes	Yes	Yes	Yes	Steel	15	60	25
											Kevlar®	15	60	25
											High Power	25	80	80
											High Flex	12	40	25
											Hi-Power Flex	20	70	70
											Stainless	18	65	60
											Hi-Power Stainless	25	80	80
AT10	10.0	4.5	2.5	Steel	Yes	Yes	Yes	Yes	Yes	Yes	Steel	15	120	50
											Kevlar®	15	120	50
											High Power	25	150	80
											High Flex	15	80	50
											Hi-Power Flex	16	100	60
											Stainless	19	130	130
											Hi-Power Stainless	26	150	150
ATG10K6	10.0	4.5	2.5	Steel	Yes	NS	Yes	NS	Yes	NS	Steel	25	120	100
Kevlar®											25	120	100	
ATG10K13											High Flex	25	100	80
	15.0	6.3	3.8	Steel	NS	NS	NS	NS	NS	NS	Stainless	31	130	130
Steel											25	250	120	
AT20	20.0	8.0	5.0	Steel	Yes	Yes	Yes	NS	Yes	Yes	Steel	18	180	120
											Kevlar®	18	180	120
											High Power	25	250	160
											High Flex	18	150	120
											Stainless	20	200	150
											Hi-Power Stainless	26	260	180

- Standard compound = Thermoplastic polyurethane (TPU)
- Compound hardness = 92 Shore A
- Standard color = white/Standard cord = steel
- Minimum belt length is 1.5 meters
- Maximum belt length = 22.7 meters

- Maximum belt width = 150 mm
- NS = Non-Standard - Consult Megadyne for availability
- For additional details, request the Megaflex Technical Catalog
- High Power, High Flex and High Power Flex are steel cord
- All items subject to minimum order quantity



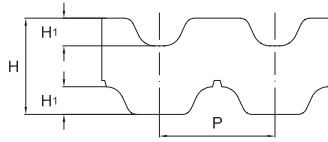
WARNING: This product can expose you to chemicals including titanium dioxide, which is known to the State of California to cause cancer or birth defects or other reproductive harm. For more information visit www.P65WARNINGS.ca.gov

URETHANE



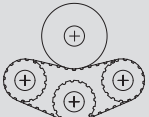
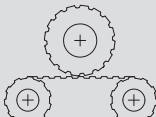
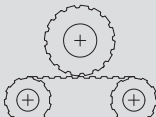
MEGAFLEX

METRIC AT - DUAL (DL) SIDED



OPTIONS:


- Nylon fabric on teeth (NFT)
- available from 1.9 meter (6.2 feet) and up - drive side only
- Anti-static fabric - drive side only

TYPE				CORD OPTIONS							MINIMUM PULLEY TEETH (Z) BY CORD TYPE	MINIMUM PULLEY TEETH/IDLER DIAMETER		
	BELT PITCH (P)	OVERALL THICKNESS (H)	TOOTH HEIGHT (H')									Z min.	Outside Idler (mm)	Inside Idler (mm)
	mm	mm	mm	Standard Cord	Kevlar	High Power	High Flex	High Power Flex	Stainless	High Power Stainless				
AT5-DL	5.0	3.9	1.2	Steel	NS	NS	Yes	NS	Yes	NS	Steel	18	60	25
											High Flex	15	40	25
											Stainless	22	65	60
AT10-DL	10.0	7.0	2.5	Steel	NS	NS	Yes	NS	Yes	NS	Steel	25	120	50
											High Flex	25	80	50
											Stainless	28	130	130
AT20-DL	20.0	13.0	5.0	Steel	NS	NS	Yes	NS	Yes	NS	Steel	25	180	120
											High Flex	25	150	120
											Stainless	26	200	150

- Standard compound = Thermoplastic polyurethane (TPU)
- Compound hardness = 92 Shore A
- Standard color = white
- Standard cord = steel
- Minimum belt length - 1.5 meters

- Maximum belt length = 22.7 meters
- Maximum belt width = 150 mm
- NS = Non-Standard - Consult Megadyne for availability
- For additional details, request the Megaflex Technical Catalog
- High Power, High Flex and High Power flex are steel cord
- All items subject to minimum order quantity

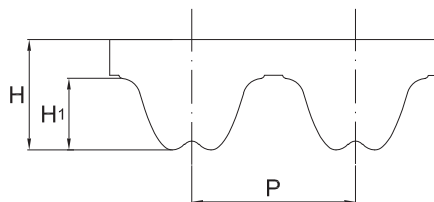




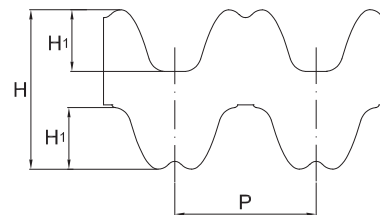
MEGAFLEX

RPP - SINGLE & DUAL (DL) SIDED

RPP5 - RPP8 - RPP14

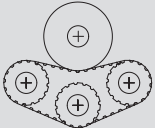
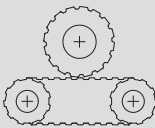


RPP5 DL - RPP8 DL - RPP14 DL



OPTIONS:

- Extra TPU backing
- Extruded covers
- Laminated covers
- Fabricated covers
- Anti-static fabric - tooth side/drive side only
- Cleats
- Machined modifications non-drive side
- Tooth side machined modifications
- Nylon fabric on teeth (NFT) - available from 1.9 meter (6.2 feet) and up - drive side only
- Anti-static fabric - drive side only

TYPE	BELT PITCH (P)	OVERALL THICKNESS (H)	TOOTH HEIGHT (H')	CORD OPTIONS				MINIMUM PULLEY TEETH (Z) BY CORD TYPE	MINIMUM PULLEY TEETH/IDLER DIAMETER			
									Z min.	Z min DL	Outside Idler (mm)	Inside Idler (mm)
	mm	mm	mm	Standard Cord	Kevlar	High Flex	Stainless Steel					
RPP5	5.0	3.8	2.0	Steel	NS	Yes	Yes	Steel	15	-	60	25
								High Flex	15	-	40	25
								Stainless	18	-	65	65
RPP5-DL	5.0	5.2	2.0	Steel	NS	Yes	Yes	Steel	-	18	60	25
								High Flex	-	18	40	25
								Stainless	-	22	65	65
RPP8	8.0	5.4	3.2	Steel	Yes	Yes	Yes	Steel	18	-	100	45
								Kevlar	18	-	100	45
								High-Flex	18	-	80	40
								Stainless	20	-	110	60
RPP8-DL	8.0	7.8	3.2	Steel	NS	Yes	Yes	Steel	-	25	100	45
								High Flex	-	25	80	40
								Stainless	-	28	110	60
RPP14	14.0	10.0	6.0	Steel	NS	NS	Yes	Steel	32	-	250	145
								Stainless	38	-	280	170
RPP14-DL	14.0	14.5	6.0	Steel	NS	NS	Yes	Steel	-	40	250	145
								Stainless	-	44	280	170

- Standard compound = Thermoplastic polyurethane (TPU)
- Compound hardness = 92 Shore A
- Standard color = white
- Standard cord = steel
- Minimum belt length - 1.5 meters
- Standard NFT (nylon facing on tooth)

- Maximum belt length = 22.7 meters
- Maximum belt width = 150 mm
- NS = Non-Standard - Consult Megadyne for availability
- For additional details, request the Megaflex Technical Catalog
- High Flex is steel cord
- All items subject to minimum order quantity



WARNING: This product can expose you to chemicals including titanium dioxide, which is known to the State of California to cause cancer or birth defects or other reproductive harm. For more information visit www.P65WARNINGS.ca.gov

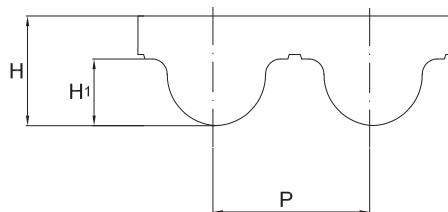
URETHANE



MEGAFLEX

MTD & P2 FLAT

MTD 8M, MTD 14M



P2 FLAT



OPTIONS:

- Nylon fabric on teeth (NFT) - available from 1.9 meter (6.2 feet) and up
- Extra TPU backing
- Extruded covers
- Laminated covers
- Fabricated covers
- Anti-static fabric - MTD8 tooth side only, P2 drive side only
- Cleats
- Cover side machined modifications
- Tooth side machined modifications - MTD only

TYPE	BELT PITCH (P)	OVERALL THICKNESS (H)	TOOTH HEIGHT (H')	CORD OPTIONS							MINIMUM PULLEY TEETH (Z) BY CORD TYPE	MINIMUM PULLEY TEETH/IDLER DIAMETER		
												Z min.	Outside Idler (mm)	Inside Idler (mm)
	mm	mm	mm	Standard Cord	Kevlar	High Power	High Flex	High Power Flex	Stainless	Hi-Power Stainless				
MTD8	8.0	5.6	3.4	Steel	Yes	NS	Yes	NS	Yes	NS	Steel	20	80	40
											Kevlar	20	100	50
											High Flex	20	80	40
											Stainless	24	110	80
MTD14	14.0	10.0	6.1	Steel	Yes	NS	NS	NS	NS	NS	Steel	28	180	28
											Kevlar	28	180	28
P2 FLAT	-	2.0	-	Steel	NS	NS	NS	NS	Yes	NS	Steel	45	90	50
											Stainless	60	150	80

- Standard compound = Thermoplastic polyurethane (TPU)
- Compound hardness = 92 Shore A
- Standard color = white
- Standard cord = steel
- Minimum belt length = 1.5 meters
- Maximum belt length = 22.7 meters

- Maximum belt width = 150 mm
- NS = Non-Standard - Consult Megadyne for availability
- For additional details, request the Megaflex Technical Catalog
- High Power, High Flex and High Power Flex are steel cord
- All items subject to minimum order quantity



MEGAPOWER2

MOLDED PU BELTS

MEGAPOWER2 MOLDED PU BELTS:

Megadyne manufactures Megapower2 PU Timing Belts for power transmission, positioning and conveying applications. Megapower2 power transmission belts are molded in grey/green color, 88 Shore A thermoset PU and reinforced with zinc coated steel cords. Alternative cords, such as high power steel (HP), high flex steel (HF) and high power/high flex steel (HPF), Kevlar, stainless steel, fiberglass and polyester are considered specials and can be made with justified quantities.

MEGAPOWER2 BELT TYPES:

- Imperial
- Metric T
- Metric T Dual Sided
- Metric AT
- MXL
- XL
- L
- H

MECHANICAL AND


CHEMICAL CHARACTERISTICS:

- Stable dimensions
- High strength imperial and metric pitches
- Standard and FDA urethane
- Single and dual sided constructions
- Low installation tension.
- Low noise
- Excellent abrasion and chemical resistance
- Aging, hydrolysis and ozone resistant
- Working temperature -25°C/+80°C (-13°F/+176°F)
- Linear speeds up to 20 m/s

OTHER MOLDED URETHANE BELTS:

- Mini Pitch urethane belts with Kevlar® cords
- Mini, Imperial, and Metric pitch belts with integral molded profiles
- Single, dual and Tri durometer special handling timing belts
- Single, dual and tri durometer flat belts
- Durometers from 40 to 85A
- FDA urethane available (consult Megadyne)
- Special colors available
- Belts slit to width
- Spin cast covers can be added

Additionally, Megadyne offers single, dual and tri-durometer belts in various colors and hardness ranges from 40 to 85 Shore A. Belts can also be molded with integrated cleats and other shapes for product handling and linear actuation applications.



POPULAR INDUSTRY APPLICATIONS:



COMMERCIAL
& DOMESTIC
APPLIANCES



ROBOTIC



FOOD



MACHINE
TOOLS



MATERIAL
HANDLING






MEDICAL
INDUSTRY




PACKAGING



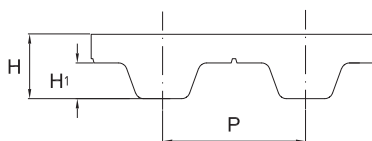
PAPER & PRINT





MEGAPOWER2

IMPERIAL



OPTIONS:


- Extra PU backing
- Cover Side Machined Modifications
- Tooth Side Machined Modifications
- Alternative colors and/or hardness - consult Megadyne
- Belts slit to width
- Spin cast covers can be added to single sided belts

TYPE				No. of Belt Teeth		CORD OPTIONS								MINIMUM PULLEY TEETH (Z) BY CORD TYPE	MINIMUM PULLEY TEETH/IDLER DIAMETER		
	BELT PITCH (P)	OVERALL THICKNESS (H/H ₁)	TOOTH HEIGHT (H ₁)												Z min.	Outside Idler (inch)	Inside Idler (inch)
	Inch	Inch	Inch	min	max	Standard Cord	High Flex	High Power	High Power Flex	Kevlar	Fiberglass	Stainless	Polyester				
MXL	.080"	.047"	.002"	55	485	Steel	NS	NS	NS	Yes	NS	NS	Yes	Steel	10	.708	.787
														Kevlar	12	.787	.787
XL	0.20"	.090"	.066"	30	283	Steel	NS	NS	NS	Yes	Yes	NS	Yes	Steel	10	1.18	1.18
														Kevlar	10	1.18	.787
														Fiberglass	13	1.38	1.38
														Stainless	13	1.38	1.38
L	.375"	.141"	.074"	23	160	Steel	NS	NS	NS	Yes	Yes	NS	Yes	Steel	15	2.36	2.36
														Kevlar	15	2.36	2.36
														Fiberglass	18	2.56	2.56
														Stainless	18	2.56	2.56
H	0.50"	.169"	.090"	46	102	Steel	NS	NS	NS	NS	Yes	Yes	Yes	Steel	14	3.15	2.36
														Kevlar	14	3.15	2.36
														Fiberglass	18	3.54	2.56
														Stainless	18	3.15	2.56

- Standard compound = Thermoset polyurethane
- Compound hardness = 88 Shore A
- Standard color = gray / green
- Alternative colors and/or hardness - consult Megadyne
- Standard cord = steel
- Contact Megadyne for specific belt size requirements

- Belt width = We slit to any requested width
- NS = Non-Standard - Consult Megadyne for availability
- For additional details, request the Megapower Technical Catalog
- High Power, High Flex and High Power Flex are steel cord
- All items subject to minimum order quantity

URETHANE



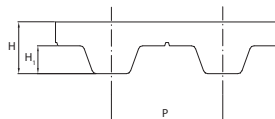
MEGAPOWER2

METRIC SINGLE & DUAL (DL) SIDED

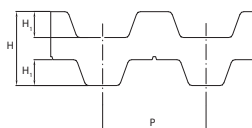
OPTIONS:

- Integrated & Mechanical Cleats
- Cover side machined modifications
- Tooth side machined modifications
- Alternative colors and/or hardness

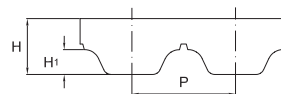
T2.5 - T5 - T10



T5 DL - T10 DL



AT5 - AT10




TYPE	BELT PITCH (P)	OVERALL THICKNESS (H)	TOOTH HEIGHT (H ₁)	Number of Belt Teeth		CORD OPTIONS							MINIMUM PULLEY TEETH (Z) BY CORD TYPE	MINIMUM PULLEY TEETH/IDLER DIAMETER		
														Z min.	Outside Idler (mm)	Inside Idler (mm)
	mm	mm	mm	min	max	Standard Cord	High Flex	High Power	High Power Flex	Kevlar	Fiberglass	Stainless				
T2.5	2.5	1.3	0.7	48	474	Steel	NS	Yes	NS	Yes	NS	Yes	Steel	10	18	20
													HP	15	30	30
													Kevlar	12	20	20
T5	5.0	2.2	1.2	24	391	Steel	Yes	Yes	Yes	Yes	Yes	NS	Steel	10	30	30
													High Flex	10	30	30
													High Power	15	40	60
													Hi-Power Flex	12	30	30
													Kevlar	12	30	30
													Fiberglass	15	40	40
													Stainless	15	40	40
T5-DL	5.0	3.4	1.2	82	220	Steel	Yes	NS	Yes	Yes	Yes	Yes	Steel	10	30	30
													High Flex	10	30	30
													Kevlar	12	30	30
													Stainless	15	40	40
T10	10.0	4.5	2.5	26	225	Steel	Yes	Yes	Yes	Yes	Yes	Yes	Steel	12	60	60
													High Flex	12	50	50
													High Power	15	100	100
													Hi-Power Flex	14	80	80
													Kevlar	15	60	60
													Fiberglass	15	70	70
													Stainless	15	70	70
T10-DL	10.0	7.0	2.5	26	188	Steel	Yes	NS	Yes	Yes	NS	Yes	Steel	12	60	60
													High Flex	12	50	50
													Kevlar	15	60	60
													Stainless	15	70	70
AT5	5.0	2.7	1.2	45	400	Steel	Yes	Yes	Yes	Yes	NS	Yes	Steel	15	60	25
													High Flex	12	40	25
													High Power	25	60	40
													Hi-Power Flex	20	40	40
													Kevlar	15	60	25
													Stainless	15	65	60
AT10	10.0	4.5	2.5	37	194	Steel	Yes	Yes	Yes	Yes	NS	Yes	Steel	15	120	50
													HF	15	80	50
													HP	25	150	80
													HPF	16	100	60
													Kevlar	15	120	50
													Stainless	19	110	110

- Standard compound = Thermoset polyurethane
- Compound hardness = 88 Shore A
- Standard color = gray / green
- Alternative colors and/or hardness - consult Megadyne
- Standard cord = steel

- Contact Megadyne for specific belt size requirements
- Belt width = We slit to any requested width
- NS = Non-Standard - Consult Megadyne for availability
- For additional details, request the Megapower2 Technical Catalog

- High Power. High Flex and High Power flex are steel cord
- All items subject to minimum order quantity

URETHANE



MEGAPOWER2


AVAILABLE LENGTHS

Type	Tooth Pitch (mm)	Pitch Length (mm)
T2		
T2	2	180
T2	2	200
T2.5	2.5	120
T2.5	2.5	145
T2.5	2.5	160
T2.5	2.5	177.5
T2.5	2.5	180
T2.5	2.5	182.5
T2.5	2.5	200
T2.5	2.5	210
T2.5	2.5	230
T2.5	2.5	245
T2.5	2.5	265
T2.5	2.5	277.5
T2.5	2.5	285
T2.5	2.5	290
T2.5	2.5	305
T2.5	2.5	317.5
T2.5	2.5	330
T2.5	2.5	342.5
T2.5	2.5	380
T2.5	2.5	420
T2.5	2.5	480
T2.5	2.5	500
T2.5	2.5	540
T2.5	2.5	600
T2.5	2.5	620
T2.5	2.5	650
T2.5	2.5	680
T2.5	2.5	700
T2.5	2.5	780
T2.5	2.5	880
T2.5	2.5	915
T2.5	2.5	950
T2.5	2.5	1185
T2.5 DUAL SIDED		
T2.5DD	2.5	457.5
T5 DUAL SIDED		
T5DD	5	410
T5DD	5	460
T5DD	5	515
T5DD	5	525
T5DD	5	550
T5DD	5	590
T5DD	5	620
T5DD	5	685
T5DD	5	700
T5DD	5	750
T5DD	5	815
T5DD	5	840
T5DD	5	860
T5DD	5	940
T5DD	5	1100
T5		
T5	5	120
T5	5	150
T5	5	165
T5	5	180

Type	Tooth Pitch (mm)	Pitch Length (mm)
T5	5	185
T5	5	200
T5	5	210
T5	5	215
T5	5	220
T5	5	225
T5	5	245
T5	5	250
T5	5	255
T5	5	260
T5	5	270
T5	5	275
T5	5	280
T5	5	295
T5	5	300
T5	5	305
T5	5	330
T5	5	340
T5	5	350
T5	5	355
T5	5	365
T5	5	375
T5	5	390
T5	5	395
T5	5	400
T5	5	410
T5	5	420
T5	5	425
T5	5	440
T5	5	445
T5	5	450
T5	5	455
T5	5	460
T5	5	475
T5	5	480
T5	5	500
T5	5	510
T5	5	515*
T5	5	525
T5	5	545
T5	5	550
T5	5	560*
T5	5	575
T5	5	590
T5	5	600
T5	5	610
T5	5	620
T5	5	630
T5	5	640
T5	5	650
T5	5	66
T5	5	675
T5	5	690
T5	5	700
T5	5	720
T5	5	725
T5	5	750
T5	5	765
T5	5	780
T5	5	800
T5	5	815
T5	5	830
T5	5	840

Type	Tooth Pitch (mm)	Pitch Length (mm)
T5	5	850
T5	5	860
T5	5	885
T5	5	900
T5	5	920
T5	5	940
T5	5	990
T5	5	1000
T5	5	1075
T5	5	1100
T5	5	1130
T5	5	1160
T5	5	1200
T5	5	1215
T5	5	1275
T5	5	1280
T5	5	1315
T5	5	1350
T5	5	1355
T5	5	1380
T5	5	1440
T5	5	1470
T5	5	1500
T5	5	1580
T5	5	1690
T5	5	1955
T10		
T10	10	260
T10	10	320
T10	10	340
T10	10	370
T10	10	390
T10	10	400
T10	10	410
T10	10	440
T10	10	450
T10	10	480
T10	10	500
T10	10	530
T10	10	550
T10	10	560
T10	10	600*
T10	10	610
T10	10	630*
T10	10	650
T10	10	660
T10	10	680
T10	10	690
T10	10	700
T10	10	720*
T10	10	730
T10	10	750
T10	10	780
T10	10	800
T10	10	810
T10	10	840
T10	10	850
T10	10	880
T10	10	890
T10	10	900*
T10	10	910
T10	10	920*

Type	Tooth Pitch (mm)	Pitch Length (mm)
T10	10	950
T10	10	960
T10	10	970
T10	10	980
T10	10	1000
T10	10	1010
T10	10	1050
T10	10	1080
T10	10	1100
T10	10	1110
T10	10	1140
T10	10	1150
T10	10	1200
T10	10	1210
T10	10	1240
T10	10	1250
T10	10	1300
T10	10	1320
T10	10	1350
T10	10	1390
T10	10	1400
T10	10	1420
T10	10	1440
T10	10	1450
T10	10	1460
T10	10	1500
T10	10	1560
T10	10	1600
T10	10	1610
T10	10	1700
T10	10	1750
T10	10	1780
T10	10	1800
T10	10	1880
T10	10	1960
T10	10	2250
T10 DUAL SIDED		
T10DD	10	260
T10DD	10	530
T10DD	10	630
T10DD	10	660
T10DD	10	700
T10DD	10	720
T10DD	10	800
T10DD	10	840
T10DD	10	900
T10DD	10	920
T10DD	10	980
T10DD	10	1010
T10DD	10	1100
T10DD	10	1150
T10DD	10	1210
T10DD	10	1240
T10DD	10	1250
AT5		
AT5	5	225
AT5	5	255
AT5	5	275
AT5	5	280
AT5	5	300
AT5	5	330



MEGAPOWER2


AVAILABLE LENGTHS

Type	Tooth Pitch (mm)	Pitch Length (mm)
AT5	5	340
AT5	5	375
AT5	5	390
AT5	5	420
AT5	5	450
AT5	5	455
AT5	5	480
AT5	5	500
AT5	5	525
AT5	5	545
AT5	5	600
AT5	5	610
AT5	5	620
AT5	5	630
AT5	5	660
AT5	5	670
AT5	5	710
AT5	5	720
AT5	5	750
AT5	5	780
AT5	5	825
AT5	5	860
AT5	5	975
AT5	5	1050
AT5	5	1125
AT5	5	1500
AT5	5	2000
AT10		
AT10	10	370
AT10	10	500
AT10	10	560
AT10	10	580
AT10	10	600
AT10	10	610
AT10	10	630
AT10	10	660
AT10	10	700
AT10	10	730
AT10	10	780
AT10	10	800
AT10	10	810
AT10	10	840
AT10	10	880
AT10	10	890
AT10	10	920
AT10	10	960
AT10	10	980
AT10	10	1000
AT10	10	1010
AT10	10	1050
AT10	10	1080
AT10	10	1100
AT10	10	1150
AT10	10	1190
AT10	10	1200
AT10	10	1210
AT10	10	1220
AT10	10	1230
AT10	10	1240
AT10	10	1250
AT10	10	1280
AT10	10	1300

Type	Tooth Pitch (mm)	Pitch Length (mm)
AT10	10	1320
AT10	10	1350
AT10	10	1360
AT10	10	1400
AT10	10	1420
AT10	10	1480
AT10	10	1500
AT10	10	1600
AT10	10	1630
AT10	10	1700
AT10	10	1720
AT10	10	1800
AT10	10	1860
AT10	10	1940
MXL		
MXL 440	2.02	111.7
MXL 456	2.02	115.8
MXL 480	2.02	121.9
MXL 560	2.02	142.2
MXL 576	2.02	146.3
MXL 600	2.02	152.4
MXL 608	2.02	154.4
MXL 632	2.02	160.5
MXL 640	2.02	162.5
MXL 656	2.02	166.6
MXL 704	2.02	178.8
MXL 728	2.02	184.9
MXL 736	2.02	186.9
MXL 768	2.02	195.1
MXL 784	2.02	199.1
MXL 808	2.02	205.2
MXL 816	2.02	207.2
MXL 824	2.02	209.2
MXL 840	2.02	213.3
MXL 880	2.02	223.5
MXL 912	2.02	231.6
MXL 944	2.02	239.7
MXL 960	2.02	243.8
MXL 976	2.02	247.9
MXL 1004	2.02	264.1
MXL 1056	2.02	268.2
MXL 1080	2.02	274.3
MXL 1120	2.02	284.4
MXL 1160	2.02	294.6
MXL 1200	2.02	304.8
MXL 1240	2.02	314.9
MXL 1400	2.02	355.6
MXL 1520	2.02	386.1
MXL 1600	2.02	406.4
MXL 1768	2.02	449.1
MXL 2048	2.02	520.1
MXL 2240	2.02	568.9
MXL 2280	2.02	579.1
MXL 2464	2.02	625.8
MXL 2520	2.02	640
MXL 2600	2.02	660.4
MXL 2656	2.02	674.6
MXL 2816	2.02	715.2
MXL 2880	2.02	731.5
MXL 3160	2.02	802.6
MXL 3240	2.02	822.9
MXL 3296	2.02	837.1

Type	Tooth Pitch (mm)	Pitch Length (mm)
MXL 3456	2.02	877.8
MXL 3632	2.02	922.5
MXL 388	2.02	985.5
XL		
XL 60	5.08	152.4
XL 70	5.08	177.8
XL 76	5.08	193
XL 80	5.08	203.2
XL 90	5.08	228.6
XL 100	5.08	254
XL 110	5.08	279.4
XL 120	5.08	304.8
XL 130	5.08	330.2
XL 134	5.08	340.3
XL 140	5.08	355.6
XL 150	5.08	381
XL 160	5.08	406.4
XL 170	5.08	431.8
XL 180	5.08	457.2
XL 190	5.08	482.6
XL 194	5.08	492.7
XL 200	5.08	508
XL 210	5.08	533.4
XL 220	5.08	558.8
XL 230	5.08	584.2
XL 240	5.08	609.6
XL 250	5.08	635
XL 260	5.08	660.4
XL 270	5.08	685.5
XL 288	5.08	731.5
XL 290	5.08	736.6
XL 300	5.08	762
XL 356	5.08	904.2
XL 414	5.08	1051.5
XL 450	5.08	1143
XL 566	5.08	1437.6
L		
L 86	9.525	218.6
L 124	9.525	314.3
L 150	9.525	381
L 173	9.525	438.2
L 187	9.525	476.2
L 202	9.525	514.4
L 210	9.525	533.4
L 225	9.525	571.5
L 240	9.525	609.6
L 255	9.525	647.7
L 270	9.525	685.8
L 285	9.525	723.9
L 300	9.525	762
L 322	9.525	819.2
L 345	9.525	876.3
L 367	9.525	933.4
L 390	9.525	990.6
L 420	9.525	1066.8
L 450	9.525	1143
L 480	9.525	1219.2
L 510	9.525	1295.4
L 540	9.525	1371.6
L 570	9.525	1447.8
L 600	9.525	1524

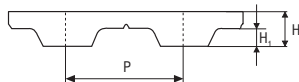
Type	Tooth Pitch (mm)	Pitch Length (mm)
H		
H 230	12.7	584.2
H 240	12.7	609.6
H 270	12.7	685.8
H 300	12.7	762
H 330	12.7	838.2
H 360	12.7	914.4
H 390	12.7	990.6
H 420	12.7	1066.8
H 450	12.7	1143
H 480	12.7	1219.2
H 510	12.7	1295.4



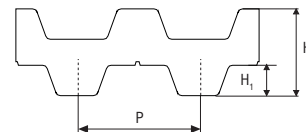
MEGAPOWER

METRIC FC - FOOD CONTACT

MEGAPOWER FC SINGLE SIDED



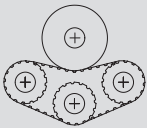
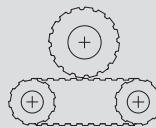
MEGAPOWER FC DUAL SIDED



Megapower FC is a molded endless urethane belt designed for use in the food industry.

OPTIONS:

- Dual sided T5 & T10
- Consult Megadyne for convey side backings
- Profiles (tooling necessary)

TYPE				MAX BELT WIDTH	MINIMUM PULLEY TEETH (Z) BY CORD TYPE	MINIMUM PULLEY TEETH/IDLER DIAMETER		
	BELT PITCH (P)	OVERALL THICKNESS (H)	TOOTH HEIGHT (H ₁)			Z min.	Outside Idler (mm)	Inside Idler (mm)
	mm	mm	mm					
L	9.525	3.6	1.9	Consult Megadyne	Stainless	18	65	65
H	12.7	4.3	2.3		Stainless	18	80	65
T5	5	2.2	1.5		Stainless	15	40	40
T5DD	5	3.4	1.2*		Stainless	15	40	30
T10	10	4.5	2.5		Stainless	15	70	70
T10DD	10	7.0	2.5*		Stainless	15	70	70
AT10	10	4.5	2.5		Stainless	19	110	110

- * Drive side
- Standard compound = Thermoplastic polyurethane (TPU) meeting EU regulations 1935/2004, EU 10/2011 and EU 174/2015
- Compound hardness = 88 Shore A
- Standard color = Dark blue

- Standard cord = stainless steel
- Standard compound designed for use in humid and wet applications
- For additional details, request the Megapower Technical Catalog
- All items subject to minimum order quantity

MEGARIB

PV BELTS - STABLE AND ELASTIC

MEGARIB multi PV belts are molded endless with thermoset PU and high strength stable polyester (Kevlar on request). PV belts are commonly used on high speed, high ratio drives where multiple ribs share the working load. Megadyne molds PV belts in H,J and TB2, which is a 2mm pitch with shortened/truncated ribs for maximum resistance to structural flex.

On request, elastic (EL) MEGARIB belt can be manufactured in polyurethane with a semi-elastic cord. For use on fixed center distance drives, eliminating idlers, reducing noise and vibration. This eliminates the need for a tensioning system for additional cost savings.

Megarib belts are molded to exact dimensions, are clean running in application and are self-tracking meaning no pulley flanges are required.

POPULAR INDUSTRY APPLICATIONS:



COMMERCIAL
& DOMESTIC
APPLIANCES



ROBOTIC



FITNESS



MACHINE
TOOLS



MATERIAL
HANDLING



MEDICAL
INDUSTRY

MEGARIB BELT TYPES:

- H
- J
- TB2

MEGARIB BELTS OFFER THE FOLLOWING FEATURES:


- High flexibility using small drive pulleys
- Excellent oil, water and ozone resistance
- Smooth running drive system with low vibration
- Linear belt speeds up to 60 meters per second are possible
- Flat pulleys can be used in order to reduce drive costs
- Permits complex drive configurations such as serpentine or twisted drives
- Resistance to temperatures from -15° C to +60°C (+5°F to +140°F)

On request, elastic (EL) MEGARIB belt can be manufactured in polyurethane with a semi-elastic cord. For use on fixed center distance drives, eliminating idlers, reducing noise and vibration. Eliminates the need for a tensioning system for additional cost savings.

For additional details, request the Megadyne PV Belt Technical Catalog. Contact Megadyne for specific Megarib PV urethane belt size availability.

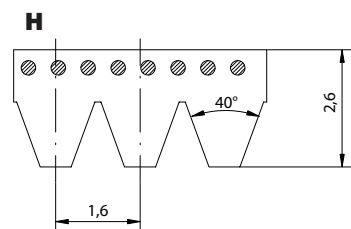
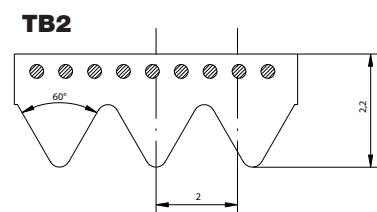
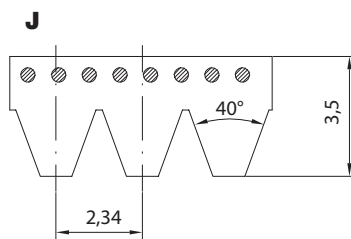


URETHANE



MEGARIB

PV BELTS - STABLE AND ELASTIC



BELT SECTION	RIB ANGLE	RIB PITCH		MINIMUM BELT LENGTH		MAXIMUM BELT LENGTH		OVERALL THICKNESS	
		Inch	mm	Inch	mm	Inch	mm	Inch	mm
H	40°	0.062	1.60	8.8	223	77.8	1976	0.102	2.6
J	40°	0.092	2.34	8.7	220	55.0	1397	0.138	3.5
TB2	60°	0.078	2.00	6.1	156	46.7	1186	0.086	2.2



COVERS

EXTRUDED COVERS
FABRICATED COVERS
COATED COVERS

URETHANE

COVER MATERIAL

EXTRUDED COVER OPTIONS

COVER MATERIALS available offer enhanced performance in applications where: high or low friction is desired, non-marking of product conveyed is essential, heat resistance is required, compressibility is essential for fragile product handling, wear resistance is needed for abrasive material being conveyed, or products moved must be off-loaded easily without sticking. Certain material compatibilities allow for a cover to be extruded in-line to the conveying side of Megalinear and Megaflex timing belt during base belt extrusion. Covers that are smooth in various durometers or covers that have impressions for extra grip and secure product handling are possible. Extruded covers provide a homogeneous construction eliminating the chance of cover delamination. Megadyne's production flexibility and creative belt designs enable us to create the exact belt for your specific product handling need.


BENEFITS:

- Non delamination; homogeneous construction
- Possible on Megalinear and Megaflex base belt


Co extruded during base belt manufacturing to create synchronized conveying options to address the following needs:

- High friction Grip
- Low friction or slip release
- Impact, cut and wear resistance
- High temperature
- Water evacuation
- Non marking
- Cushion/shock absorption


FISHBONE:



SUPERGRIP:


















AVAFC 85:



COVER MATERIAL

EXTRUDED COVER OPTIONS


COVER DESCRIPTION	MATERIAL	COLOR	HARDNESS SHORE A	AVAILABLE THICKNESS (mm)	COVER BENEFIT
NFT 	Nylon	Green	N/A	N/A	Low friction on belt tooth side
NFB 	Nylon	Green	N/A	N/A	Low friction on belt conveying side
AVAFC 40 	PU	Orange	40	2 to 4	High grip, very good wear and oil resistance
AVAFC 55 	FDA PU	Crème	55	2 to 4	FDA, good grip, very good wear and oil resistance
AVAFC 60 	PU	Blue	60	2 to 4	Good grip, excellent wear resistance and good oil resistance
AVAFC 70 	PU	Gray	70	2 to 4	Excellent cut and wear resistance and good oil resistance
AVAFC 85 	PU	Transparent	85	2 to 4	Excellent cut and wear resistance and good oil resistance
APL 	PU/PVC	Red	55	3.5	Good grip, good oil and wear resistance
Z-Cover 	PU	Yellow	56	3 to 8	Good grip, flexibility, cushioned support
Ribbed (Megalinear only) 	PU	Transparent	70	2.7	Good grip, good oil and wear resistance
Fishbone (Megalinear only) 	PU	Transparent	70	4.7	Good grip, good oil and wear resistance
Super Grip 	PVC	Green	55	4.5	Good grip, non-marking, good oil and wear resistance
Mini Grip 	PVC	Green	55	1.3	Good grip, non-marking, good oil and wear resistance
Red Grip (Megaflex only) 	PU/Rubber Blend	Red	50	1 to 8	Good grip, non-marking, good oil and wear resistance
Aramid Felt 	Kevlar®/Nomex	Yellow/White	N/A	8 or 12	High temperature, non-marking

Megadyne can provide all of the above cover options upon request. Contact Megadyne for more information. | Kevlar® is a registered trademark of Dupont.



WARNING: This substrate product can expose you to chemicals including titanium dioxide, which is known to the State of California to cause cancer or birth defects or other reproductive harm. For more information visit www.P65WARNINGS.ca.gov

URETHANE













COVER MATERIAL

FABRICATED COVER OPTIONS


In many cases, the chosen belt substrate and cover material do not lend themselves to the extrusion process. In these cases, we can fabricate or laminate a cover to assist in product handling.

Here is a listing of our most popular fabrication cover materials. If you do not see the cover you need contact Megadyne to discuss your specific need.

COVER DESCRIPTION		MATERIAL	COLOR	HARDNESS SHORE A	AVAILABLE THICKNESS (mm)	COVER BENEFIT
Chrome Leather		Treated Leather	Gray	65	2 to 3	Non-marking, oil resistant
DuraTaq®		Natural Rubber	Orange	45	2.4 to 14	Excellent grip with wear resistance
Gum Rubber		Natural Rubber	Tan	40	2.4 to 14	High friction, non-marking
Linaplus®		Natural Rubber	White	38	2 to 12	FDA material, good friction, non-marking
Linard®		Natural Rubber	Red	60	2 to 12	Grip with good wear resistance
Linatex®		Natural Rubber	Red	42	2 to 12	High Grip with good wear resistance
Linitrile		Nitrile-Butadiene	Orange	55	1 to 10	Good grip, oil resistance
NBR Rough Top		Nitrile-Butadiene	Green	55	4 to 10	Good grip with abrasion resistance
Neoprene		Synthetic Rubber	Black	50, 70	3 to 12	Good grip, oil resistance
Neoprene Foam		Synthetic Rubber	Blue	N/A	3 to 18	Cushioning and oil resistance
Nitrile		Carboxilated Nitrile	White	40	2.4 to 14	Good grip and wear resistance
NR Rough Top		Natural Rubber	Red/Tan	35	4 to 10	Good grip


Linatex®, Linard® and Linaplus® are registered trademarks of Weir Minerals.





COVER MATERIAL

FABRICATED COVER OPTIONS


COVER DESCRIPTION		MATERIAL	COLOR	HARDNESS SHORE A	AVAILABLE THICKNESS (mm)	COVER BENEFIT
PVC Sawtooth		Polyvinyl chloride	White	60	2.5	Good grip, oil resistance, non-marking
PVC Smooth		Polyvinyl chloride	Blue	40	2	Good grip, oil resistance, non-marking
PVC Smooth		Polyvinyl chloride	White	60 to 65	2 to 3.5	Good grip, oil resistance, non-marking
Sprayed PU Foam		Polyurethane	Yellow/Gray	25 to 70	1 to 10	Good grip, cushioning and very good wear resistance
Sylomar PU Foam		Polyurethane	Blue	Low Density	3 to 12	Soft, good cushioning
Sylomar PU Foam		Polyurethane	Green	Med. Density	3 to 12	Soft, good cushioning
Sylomar PU Foam		Polyurethane	Yellow	High Density	3 to 6	Soft, good cushioning
TT60		Polyester Felt	Black/Gray	N/A	2	Non-marking, oil resistant

Linatex®, Linard® and Linaplast® are registered trademarks of Weir Minerals.

DURATAQ®:




TT60:



WARNING: This substrate product can expose you to chemicals including titanium dioxide, which is known to the State of California to cause cancer or birth defects or other reproductive harm. For more information visit www.P65WARNINGS.ca.gov

URETHANE




COVER MATERIAL

COATED COVER OPTIONS

Megadyne has developed state-of-the-art processes for applying silicone and neoprene to our entire line of urethane flat and timing belts. This process is especially compelling when Megalineer Wide belts are coated for synchronous conveying applications. Coated belts are commonly used in product transport applications where environmental conditions such as temperature would have an adverse effect on fabricated covers. Additionally, the coating of certain material substrates allows for the finished product to move across low profile conveyors where designs such as knife edge pulley transports are common.

FDA silicone materials allow for use in the transport of hygienic goods and medical related parts and components. Silicone is an excellent cover material where the use of glues and adhesives are present in product manufacture. Neoprene rubber can be formulated to provide good chemical and wear resistance, anti-static features, and self-extinguishing (UL94V) non-flammable properties for use in precision conveying applications. Coated belts can be further modified with holes to assist in vacuum draw applications.




Silicone coated belt with holes and slots

MATERIAL	SILICONE	NEOPRENE
Hardness (Shore A)	40	55
Color	Red, Black, Blue, White, Gray	Black
Thickness Range (mm)	1 to 10	0.5 to 1
Working Temperature Range (C ^o)	-40/+230 (-40/+446°F)	-20/+120 (-4/+248°F)
Abrasion Resistance	Fair	Good
Oil Resistance	Poor	Fair/Good
FDA Approved	Yes*	No

*Contact Megadyne for details




Silicone coated Megalinear




Neoprene coating process





MODIFICATIONS

MODIFICATIONS
FALSE TEETH
CLEATS




MODIFICATIONS

COATED COVER OPTIONS

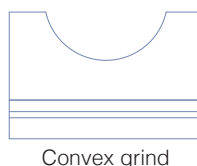
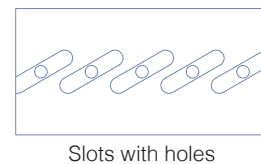
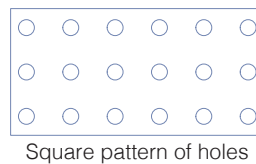
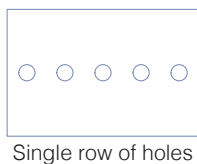
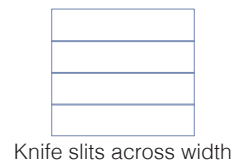

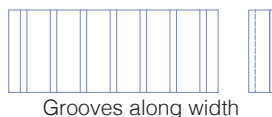
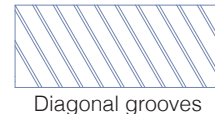
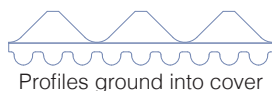
Process enhancements, skilled personnel, a can-do attitude and ongoing capital equipment investments enable Megadyne to stay at the forefront of new design developments and deliver solutions to customers across the spectrum of industries we serve. Let Megadyne create the right belt to deliver optimum performance for your application.

In addition to materials and process selection of the base belt, Megadyne can fully customize belts with the following machined modifications:

- Holes/Perforations
- Pockets
- Slots
- Saw Tooth
- Grooves
- Custom Shapes
- Grinding
- Notching/Knife Cut
- Fabric added to the tooth side of belt
- Vacuum Countersinks




Actual finished modified belt photos follow. Ongoing investments in automated processes enable Megadyne to offer high quality and tight tolerances to meet your applications' specific needs. Some of our most popular modification types are illustrated below:



MODIFICATIONS


PRODUCT EXAMPLES



Sectional tooth removal - drive side, slotting and hole punch for vacuum




Diagonal machining for water venting



Cover machining to create profiles




Drive side tooth removal on edges, longitudinal grooving through remainder of teeth




Drive side tooth removal, nylon re-insertion



Sectional tooth removal - drive side, slotting and hole punch for vacuum




Longitudinal grooving on cover side




Lateral knife for added flexibility




Drive side tooth removal, nylon re-insertion, slot addition cover side




Drive side tooth removal, nylon re-insertion, machined cover



Cover machining to create profiles



Longitudinal grooving - tooth side



FALSE TEETH

MECHANICAL CLEAT CONNECTIONS

Our False Tooth product is designed to provide an easy mechanical attachment option for placement of cleats and other profiles and shapes to H, AT10 and AT20 pitches. False teeth can be added to both Megalineer open end and Megaflex truly endless thermoplastic urethane timing belts.


The use of our false teeth concept is a smart design solution where mechanical attachments can be used to offer flexibility of adjustment and positioning in applications where sortation, actuation and product separation is needed such as in pick and place systems, inserting and cartoning machines found in the packaging industry. Megadyne's false tooth attachment option provides a method to reposition or replace broken cleats without the need to replace belts, thus saving time and money.

Additionally, False Teeth used to mount mechanical attachments can be a solution in applications where the forces placed against conventional weld on cleats are too high and not robust enough to withstand the loads placed on them, which can lead to pull off failure.

MEGADYNE STANDARD FALSE TOOTH MATERIAL IS AISI 304 STAINLESS STEEL. CONTACT MEGADYNE TO DISCUSS OTHER MATERIAL OPTIONS.

ADVANTAGES OF MEGADYNE FALSE TEETH:

- Serviceability: Easily replace broken or damaged cleats where welded cleats will not do the job, false teeth offer easy installation and strong holding performance.
- Belt Flexibility: Easily change the cleat profiles on the same belt for a new process or different size product.
- Material Flexibility: Mount cleats and profiles of various materials.



Pitch and Width	Hole Spacing (mm)	# of Holes	Diameter of Hole (mm)	Post Thread Size
H200	25	2	6	M4
25AT10	12	2	6	M4
32AT10	20	2	6	M4
50AT10	25	2	6	M4
75AT10	25	3	6	M4
100AT10	25	4	6	M4
25AT20	-	1	7.5	M5
32AT20	20	2	7.5	M5
50AT20	25	2	7.5	M5
75AT20	25	3	7.5	M5
100AT20	25	4	7.5	M5



CLEATS

WELDED CLEAT CONNECTIONS

Megadyne offers a broad range of injection molded cleats as well as cleats customized from urethane sheets using CNC equipment. The majority of cleats can be grouped into geometric shapes as illustrated below. For specific dimensions relating to the shapes shown, contact Megadyne referring to the geometric shape.





For specific details on pulley sizes required for cleated belts, please see our Megalinear or Megaflex Technical catalogs.

Below is just a small example of the many cleats we can provide.

Upon request, cleats with brushes can also be supplied.

MEGADYNE OFFERS STANDARD AND CUSTOM CLEAT SHAPES:

STDE 0009	STME 0084	STMI 0012	STME 0076
STMI 0014	STME 0080	STME 0091	
STME 0111	STME0092		




LOOKING FOR CUSTOM CLEATS?

Are you looking for a different profile other than those shown? We have many different profiles, including custom, for your belt application.

Contact Inside Sales for more information.

In addition to the synchronized product movement offered with Megalinear and Megaflex belts, cleats can be added to the back side of our belts to assist in product sortation, separation or actuation. Cleats are available in a variety of shapes, sizes and hardness and can be welded where you want them to ensure exact product positioning.

At Megadyne, we have several processes to weld cleats to belts. The choice of process used depends on several factors, including quantity of cleats to be welded, spacing of cleats and cleat design.

 **WARNING:** This product can expose you to chemicals including titanium dioxide, which is known to the State of California to cause cancer or birth defects or other reproductive harm. For more information visit www.P65WARNINGS.ca.gov

URETHANE



GLOSSARY

POLYURETHANE TERMS

Balanced cords	S & Z cords twisted and tensioned in parallel or helical fashion to allow the belt to run in a central direction.
Thermoplastic urethane	Known as TPU. Starts in pellet form, then melted and finally formed. TPU cures as material temperature is cooled. TPU can be remelted and reformed. Megalinear and Megaflex belts are extruded with TPU.
Thermoset urethane	Elastomer that starts in a liquid form and when cured cannot be melted and reformed.
Mechanical Clamp	A mechanical device used to connect the open ends of Megalinear. Mainly used in bidirectional or lift applications.
PPJ	Progressive Pin Joint- A mechanical method of joining the belt endless. Commonly used for synchronous conveying where the overall load being conveyed is divided among parallel running belts.
NFT	Nylon Facing Tooth side.
NFB	Nylon Facing Backside or in conveying applications the side product would be placed.
NFT+ NFB	Nylon on both the tooth and convey side. Also, commonly referred to as PAZ/PAR
Extruded Covers	Where compatible elastomers allow for sandwiched extrusion allow for a homogenous constructed belt.
Laminated covers	Where non compatible elastomers require combination of adhesive and heat to insure a strong bond between materials.
Flight	The open gap, between teeth on the drive side of a belt, designed to position the cord in manufacture at the correct pitch line position.

No gap belts	Where the cord is placed within the body of elastomer minimizing any contaminants or moisture to penetrate the cord.
Pitch line	The location of the belt reinforcement insuring that the belt and the pulley will mesh in an efficient manner.
Megalinear GW	Megadyne's highest strength belt, designed for lifting and linear positioning applications of heavy loads.
QST	Quiet Self Track- Offset helix design used in applications where low noise is sought in conveying, positioning and lifting applications. QST belts can be run without flanges on the pulley.
DL	Dual sided timing belt. Belts designed to engage pulleys from both sides.
EL	Elastic reinforcement used as an option in Megarib belts for use in application where a pretension of belt can eliminate the need for take up adjustment with the belt drive. EL belts are made custom to meet the specific demands of an application.
FC	Acronym used by Megadyne to Indicate Food Contact. Several Megadyne belts are made with special urethane and used in direct food processing applications.
Modifications	Secondary operations to customize belts for specific conveying needs, Such as vacuum draw, sortation, water drainage, holding/securing, flexibility.
Cleat	Welded on or Mechanically attached shaped to allow products to be separated, sorted or lifted.
False Teeth	A mechanical design, placed within the tooth of a belt, which allows for a stud to protrude through the convey side of the belt for a mechanical cleat attachment.

TERMS, CONDITIONS AND LIMITED WARRANTY OF SALE

All prices, terms and conditions of sale are subject to change without prior notice. Buyer agrees to all terms and conditions of seller upon the placement of any and all purchase orders.

GENERAL

- All orders are subject to a minimum charge of \$25.00
- All claims must be made within seven (7) days of receipt of merchandise.
- The company reserves the right at all times to reject any and all orders for any reason.

PAYMENT TERMS

- Net 30 days (to approved and qualified accounts)
- We reserve the right to hold shipments against past due accounts.
- Seller may require full or partial payment in advance if, in its sole judgement, the financial condition of the buyer does not justify the terms specified.
- All past due accounts are subject to a late payment charge of 1.5% per month, or maximum allowed by law if different, along with the expenses incidental to collection including reasonable attorney's fees
- Returned checks are subject to a minimum \$50.00 charge.

ACCEPTANCE, ALTERATION AND CANCELLATION OF ORDERS

Orders for other than standard items or standard lengths may not be cancelled after purchase has been committed, production scheduled or any costs incurred.

RETURN OF DEFECTIVE MERCHANDISE

Defective or failed material to be held at the buyer's premises until authorization has been granted by seller to return or dispose of merchandise. Merchandise to be returned for final inspection must be returned Freight Prepaid in the most economical way. Credit will be issued for material found to be defective upon our inspection based on prices at time of purchase.

MERCHANDISE SHIPPED IN ERROR

Buyer must notify seller immediately on any merchandise shipped in error. Upon notification, merchandise is to be returned to seller either via truck on a Freight Collect basis, via carrier of our choice, or via UPS on a Freight Prepaid basis. Buyer will be reimbursed for cost of merchandise, plus any additional freight which may have been incurred due to shipping error.

MERCHANDISE ORDERED IN ERROR

Standard packaged merchandise only may be returned, provided that the merchandise is in the original buyer's possession not more than 30 days. If merchandise is accepted for return, merchandise must be returned Freight Prepaid, and buyer will be charged a minimum of 15% rehhandling charge, plus a chargeback for outbound freight charges if the original order was shipped prepaid. Returns are not accepted for any merchandise that is specifically manufactured to meet the buyer's requirement of either specifications or large quantity.

DELIVERY, DAMAGES, SHORTAGES

Delivery to the initial common carrier shall constitute the delivery to the buyer. Our responsibility, insofar as transportation risks are concerned, ceases upon the delivery of the merchandise in good condition to such a carrier, and all the merchandise shall be shipped at the buyer's risk.

GOODS DAMAGED IN SHIPMENT

Upon receipt of shipment, any evidence of damage to original shipping package must be reported by the receiving party and a claim made with the delivering carrier upon receipt of shipment.

CONCEALED DAMAGE

Any evidence of damage to material shipped, upon the opening of the original shipping package, must be reported by the receiving party to and a claim made with the delivering carrier without delay.

LIMITED WARRANTY

The merchandise or products sold or distributed by Megadyne are warranted to our customers to be free from defects in material and workmanship at the time of shipment by us. All warranty claims shall be made within 90 days after we have shipped the merchandise. Our liability hereunder is limited to the purchase price of any merchandise proved defective, or, at our option, to the replacement of such merchandise upon its authorized return to us.

THIS WARRANTY IS IN LIEU OF AND EXCLUDES ALL OTHER WARRANTIES, EXPRESSED, IMPLIED, STATUTORY, OR OTHERWISE CREATED UNDER APPLICABLE LAW INCLUDING, BUT NOT LIMITED TO, THE WARRANTY OF MERCHANTABILITY AND THE WARRANTY OF FITNESS FOR A PARTICULAR PURPOSE. IN NO EVENT SHALL WE BE LIABLE FOR SPECIAL, INCIDENTAL, OR CONSEQUENTIAL DAMAGES, INCLUDING LOSS OF PROFITS.

Copyright Notice: Megadyne America LLC copyright. All rights reserved. Megadyne is and shall remain the owner of all right on drawings, technical specifications and any other information contained in the present catalog or otherwise communicated by Megadyne America LLC to the customer. The customer shall not disclose such information to third parties or use such information for purposes different from the definition of the order to Megadyne America LLC, unless upon prior written authorization of Megadyne.

Discover Your Local Contact

The local partner of choice
for sustainable power transmission belting solutions
around the globe.



**General Contact Information
Megadyne**

Via Trieste, 16
Via S. Lucia 114 - 10075 Mathi (Torino)
Italy

Scan the QR code to
find your local contact.

megadynegroup.com

megadynegroup.com/usa/contact-us

